



BOUNTIFUL CITY COUNCIL

Tuesday, May 12th, 2026

6:00 p.m. – Work Session

7:00 p.m. - Regular Session

NOTICE IS HEREBY GIVEN on the Utah Public Notice Website, the Bountiful City Website and at Bountiful City Hall not less than 24 hours prior to the meeting that the City Council of Bountiful, Utah will hold its regular Council meeting at City Hall, 795 South Main Street, Bountiful, Utah, at the time and on the date given above. The public is invited to all open meetings. Deliberations will occur in the meetings. Persons who are disabled as defined by the Americans with Disabilities Act may request an accommodation by contacting the Bountiful City Manager at 801.298.6140. Notification at least 24 hours prior to the meeting would be appreciated.

If you are not on the agenda, the Council will not be able to discuss your item of business until another meeting. For most items it is desirable for the Council to be informed of background information prior to consideration at a Council meeting. If you wish to have an item placed on the agenda, contact the Bountiful City Manager at 801.298.6140

The meeting is also available to view online, and the link will be available on the Bountiful City website homepage (www.bountifulutah.gov) approximately one hour prior to the start of the meeting.

AGENDA

6:00 p.m. – Work Session

1. South Davis Greenway Feasibility Study Update – Mr. Francisco Astorga pg. 3

7:00 p.m. – Regular Meeting

1. Welcome, Pledge of Allegiance and Thought/Prayer
2. Public Comment – If you wish to make a comment to the Council, please use the podium and clearly state your name and city of residency, keeping your comments to a maximum of two minutes. Public comment is limited to no more than ten minutes per meeting. Please do not repeat positions already stated. Public comment is a time for the Council to receive new information and perspectives.
3. Consider approval of the minutes of the previous meetings held on April 14th, 2026 pg. 7
4. BCYC Report
5. Council reports
6. Consider approval of expenditures greater than \$1,000 paid on April 22nd and 29th, 2026 pg. 15
7. Consider approval of Resolution No. 2026-08 adopting the 2026 Interlocal Agreement with Davis County for the UPDES General Permit – Mr. Todd Christensen pg. 19
8. Consider approval of roof repairs at the Bountiful Davis Art Center (BDAC) by American Roofing Company in the total amount of \$45,390 – Mr. Brock Hill pg. 43
9. Consider approval of the Fiscal Year 2027 Tentative Budget and related items – Mr. Tyson Beck pg. 45
10. Consider approval of Ordinance No. 2026-04 continuing fireworks restrictions within designated areas of the City – Mr. Bradley Jeppsen pg. 47
11. Consider approval of Resolution No. 2026-09 approving the First Amendment to the Option and Site Lease Agreement with T-Mobile West LLC – Mr. Bradley Jeppsen pg. 53
12. Adjourn



City Recorder

City Council Staff Report



Subject: South Davis Greenway Feasibility Study Update
Author: Francisco Astorga, AICP, Planning Director
Dept: Planning
Date: May 12, 2026

Background

The South Davis Greenway Feasibility Study is a regional planning effort evaluating the potential for a continuous multi-use trail and pathway corridor separated from vehicular traffic extending from North Salt Lake to Farmington. The proposed corridor, known as the South Davis Greenway, is intended to improve regional connectivity, recreation opportunities, and active transportation options throughout South Davis County. The project is focused on improving access to parks, schools, transit facilities, employment centers, and commercial areas throughout South Davis County.

This four-city collaboration between North Salt Lake, Bountiful, Centerville, and Farmington seeks to identify the best possible alignment for a separated and high-comfort pathway through South Davis County. The study evaluates opportunities and constraints associated with future corridor development including pathway characteristics, connectivity opportunities, and implementation considerations.

The project is funded through a combination of local and regional contributions. Participating cities each contributed a \$7,500 local match toward the project. The consultant budget totals approximately \$145,000, including \$115,000 in grant funding through the Wasatch Front Regional Council (WFRC) TLC Connections Program. Kimley-Horn was selected as the consultant team to lead the feasibility study effort, with Brent Crowther, PE, serving as the primary project manager and Tim Sullivan of Township + Range assisting with public outreach, corridor planning, and related technical analysis.

Analysis

The South Davis Greenway concept has the potential to create a regionally significant amenity that could improve connectivity between communities while enhancing recreational and transportation opportunities for residents. The project team has been evaluating several key considerations throughout the study process, including:

- Potential trail alignments and corridor opportunities
- Trail and pathway design characteristics
- Utility infrastructure constraints
- Safety and roadway crossing opportunities
- Feasibility and implementation challenges

- Long-term maintenance and partnership considerations
- Cost and funding opportunities

The study is also evaluating roadway crossings, utility conflicts, and right-of-way limitations that may affect future implementation opportunities. Public feedback received throughout the study process is being incorporated into the corridor evaluation process.

Within Bountiful City, the Greenway concept may provide opportunities to improve connectivity between neighborhoods, parks, schools, and regional destinations. At this stage, the study remains conceptual and exploratory. No final alignment, design, funding commitment, or construction schedule has been established.

The South Davis Greenway Feasibility Study is also consistent with several goals and policies contained in the recently adopted Bountiful City General Plan, including goals related to active transportation, regional connectivity, trail and pathway systems, recreation access, and multimodal transportation planning. The General Plan specifically identifies implementation of the South Davis Greenway Feasibility Study as an action item within the City’s transportation goals and encourages coordination with neighboring communities to advance regional active transportation opportunities.

The project is being managed for Bountiful City by Francisco Astorga, Planning Director. Additional City participation includes Kate Bradshaw, Lloyd Cheney, and Gary Hill, who are serving as Steering Committee members along with staff and elected officials from the participating communities. Brent Crowther, PE, with Kimley-Horn will be present at the work session to provide a presentation and additional details regarding the feasibility study, project progress, and next steps.

An additional public outreach and demonstration event is currently being planned during the June 26, 2026, concert event at Bountiful Park. The event would include a temporary “pop-up” demonstration project intended to help residents visualize a potential Greenway corridor and pedestrian-oriented streetscape concept along 200 West adjacent to the Bountiful City Park. The demonstration concept includes temporary pathway delineation, project displays, alignment maps, and public engagement opportunities intended to gather community feedback regarding the Greenway vision and corridor design concepts. Staff and the consultant team continue to evaluate logistics, coordination needs, and implementation details associated with the event.

The project website includes corridor mapping, background information, public engagement materials, and conceptual alternatives currently under evaluation. Additional project information can be found at: <https://www.southdavisgreenway.org/>

Department Review

The report was prepared by the Planning Director and reviewed by the City Manager.

Significant Impacts

The Greenway is only a concept at this point in time. The current effort is to determine the feasibility of the multi-jurisdictional path. Funding for the project would need to be identified in the future.

Recommendation

No formal action is required at this time. Staff recommends the City Council receive the update and provide feedback or questions regarding the South Davis Greenway Feasibility Study.

Attachments

None.

Minutes of the
BOUNTIFUL CITY COUNCIL
April 14, 2026 – 7:00 p.m.

Official notice of the City Council Meeting was given by posting an Agenda at City Hall and on the Bountiful City Website and the Utah Public Notice Website and by providing copies to the following newspapers of general circulation: The City Journal and Standard Examiner.

Regular Meeting – 7:00 p.m.
City Council Chambers

| | | |
|----------|---------------------|--|
| Present: | Mayor | Kate Bradshaw |
| | Councilmembers | Mille Segura Bahr, Dan Bell, Beth Child, Richard Higginson, Matt Murri |
| | City Manager | Gary Hill |
| | Asst City Manager | Tyson Beck |
| | City Attorney | Brad Jeppsen |
| | City Engineer | Lloyd Cheney |
| | Finance Director | David Burgoyne |
| | Asst City Planner | Amber Corbridge |
| | Water Director | Kraig Christensen |
| | Chief of Police | Ed Biehler |
| | Streets Director | Charles Benson |
| | Recording Secretary | Maranda Hilton |
| Excused: | Planning Director | Francisco Astorga |

WELCOME, PLEDGE OF ALLEGIANCE AND THOUGHT/PRAYER

Mayor Bradshaw called the meeting to order at 7:00 pm and welcomed those in attendance. Mr. Pete Shay led the Pledge of Allegiance and Mr. Mark Hanson, Bountiful Heights Stake, offered a thought and a prayer.

PUBLIC COMMENT

The time for public comment was opened at 7:06 pm.

Ms. Claudia Lindeburg (resident) raised concerns that the City is allowing more commercial development to be built in an area that still has many commercial properties sitting empty. She also voiced concerns for the tenants of the Hidden Gardens complex whose landlord has not maintained their units and was permitted to build more housing. She said the construction has also been very disruptive to the current tenants. She said she feels the Council cares more about developers than the residents.

Ms. Marla Keller (resident) spoke in favor of the changes be considered for the intersection at Bountiful Blvd and 1800 South. She said she was not in favor of it being changed to a 4-way stop and thanked the Council for considering better signage, flashing lights and trimming back foliage. She also suggested rubble strips be added and the word “STOP” be painted on the road. She emphasized that there is a huge problem at that intersection.

1
2 Ms. Isabelle Schmidt (resident) on behalf of the Bountiful Neighbors Network, shared
3 concerns about the recent ICE detainment that took place outside of EOS Gym. She stated that ICE
4 agents knelt on Mr. Ahad's back and then Bountiful Police came to help. She asked the Council not
5 to enter into an agreement with either ICE or DHS. She said that they want transparency from
6 Bountiful City and want to see a plan put in place. They want to know to what extent Bountiful
7 Police will collaborate with ICE in the future, if ICE claims will be investigated, if ICE needs to
8 produce a warrant before asking for help, if the Police will step in if they see excessive force being
9 used, how many calls Police will assist with each day, if police incident reports will be made, and if
10 those reports will be available to the public. She also shared concerns about the safety of bystanders,
11 detainees and of officers at the scene of ICE detentions.

12 Mr. Pete Shay (resident) shared that there has been an effort to repeal Prop 4, and that Senate
13 Districts 15 and 12 have now fallen below the threshold to put Prop 4 on the ballot. He encouraged
14 anyone who signed the petition to repeal Prop 4, and has now changed their mind or felt misled about
15 the petition, to remove their signatures by going to protectutahvoters.com and filling out the blank
16 forms available. He cautioned that they only have 8 days left to take their names off.

17 Ms. Evelyn Davies (resident) shared that she was disturbed by the recent ICE detainment that
18 took place over the weekend and asked why the Bountiful Police are assisting ICE agents at all. She
19 said ICE agents have committed numerous human rights violations all over the country in the past
20 year and asked if this is the kind of behavior Bountiful wants to be associated with and asked how
21 long the Council will let this happen in our community.

22 The time for public comment was closed at 7:15 pm.
23

24 Mayor Bradshaw asked Police Chief Ed Biehler if he would share more information about the
25 ICE detainment.

26 Chief Biehler first thanked everyone for their concerns about his officers and for their positive
27 remarks, emails and calls. He explained that Bountiful Police received a 911 call from an outside law
28 enforcement agency asking for help with a person who was resisting arrest, so officers were
29 dispatched to the area. He explained that officers did not know which agency had called for help until
30 they arrived at the scene. When officers arrived at the scene, the man was already in handcuffs but
31 still passively and verbally resisting arrest. A short time later, the police supervisor got the man off
32 the ground and into a police car and he was brought to the police parking lot, where ICE agents tried
33 to ask him questions, but he did not want to talk. Police transferred him to a safer vehicle because he
34 was combative and causing damage and then transported him to the jail. Chief Biehler said that
35 "excessive force" was not used; but some force was used by an ICE agent for a short time, using his
36 knee while getting the suspect into handcuffs. Additionally, Chief Biehler gave more details about the
37 suspect, Mr. Kalil Fahad Ali. Mr. Ali had been stopped earlier in the day for an NCIC warrant for a
38 final deportation order, but the outside agency did not act at that time and instead notified ICE about
39 it. ICE was able to find him in his car at the EOS parking lot. Mr. Ali was resistant and placed in
40 handcuffs. Mr. Ali arrived in the U.S. in 2013. In 2014 and in 2016 he was convicted of numerous
41 third-degree felonies (both Class-A and Class-B), mostly having to do with drug distribution.
42 Because of those felony arrests he was put into the court system for deportation and in 2020 an
43 Atlanta court ordered his removal, which he appealed, but the appeal was denied by a Board of
44 Immigration in 2021. Since then, he has had a final deportation order against him.

45 Mayor Bradshaw thanked him for his time.

46 Councilmember Child asked Chief Biehler how ICE has historically operated in Bountiful

1 when they have had to make arrests, etc. Chief Biehler explained that the Bountiful Police have a
2 relationship with ICE, just as they have a relationship with any other federal, state or local entities,
3 which is generally very limited. Generally, if the Police need help identifying a person of interest
4 who is not a citizen of the United States, they may ask ICE to use their database to help them with an
5 identification, but Chief Biehler added that he cannot think of a time that ICE ever then got involved
6 and took someone away. He further explained that ICE asks for police assistance perhaps a few times
7 a year, mostly because they need help transporting an individual to the jail, as was the case with this
8 latest incident.

9 Chief Biehler invited anyone with questions for him to meet in the lobby, and he stayed and
10 answered questions as the meeting continued in the chambers.

11 **BCYC REPORT**

12 Ms. Brenna Buttars reported that the BCYC had a successful Bunny Hop activity last month.
13 She announced that the first week in May will be their annual Kimball Mill cleanup and that
14 applications just opened for next year's BCYC.
15

16 **COUNCIL REPORTS**

17 Councilmember Higginson did not have a report.

18 Councilmember Murri reported that anyone can request a free spray from the Mosquito
19 Abatement District website as we head into mosquito season.

20 Councilmember Child reported that the BDAC has opened the Davis School District student
21 art show and encouraged everyone to go see the amazing art that the students created.

22 Councilmember Bahr did not have a report.

23 Councilmember Bell reported that the SDRD reported \$573k in net income, which is good,
24 and above what was estimated. He also said the Rec Board is still working on an interlocal agreement
25 with the school district which should help with the swimming pool expenses. He explained that April
26 23rd is the 19th anniversary of the Recreation Center and said they will be celebrating by charging
27 \$2.50 admission that day in honor of America250. They have also planned a lot of fun activities for
28 America250 called the "Red, White and Move" contest which will conclude on Labor Day. He added
29 that he is excited about the progress being made on the budget and how busy the youth sports
30 programs are right now.
31

32 Mayor Bradshaw reported that several planning meetings have taken place for the
33 America250 celebration. She thanked everyone who is volunteering their time and resources to make
34 these events come to life and added that the City website now has an America250 page and that the
35 banners that will line Main Street have been ordered.
36

37 **CONSIDER APPROVAL OF:**

38 a. **EXPENDITURES GREATER THAN \$1,000 PAID ON MARCH 18TH, 25TH, AND** 39 **APRIL 1ST, 2026**

40 b. **FEBRUARY 2026 FINANCIAL REPORTS**

41 Councilmember Higginson made a motion to approve the expenditures and the February 2026
42 Financial Report, and Councilmember Murri seconded the motion. The motion passed with
43 Councilmembers Bahr, Bell, Child, Higginson, and Murri voting "aye."
44
45
46

1
2 **CONSIDER APPROVAL OF THE PURCHASE OF WATER PIPES FROM**
3 **MOUNTAINLAND SUPPLY CO. IN THE TOTAL AMOUNT OF \$56,984 – MR. KRAIG**
4 **CHRISTENSEN**

5 Mr. Kraig Christensen explained that as the Water Department gets ready for construction
6 season to begin, they will need to purchase more C900 pipe for water line replacement projects. He
7 said they went out to bid for the pipe and recommend the lowest bid from Mountainland Supply Co.
8 He added that all three of the companies who submitted bids told the City the prices would only be
9 good for 30 days, instead of the normal few weeks, due to increasing fuel costs. So, Mr. Christensen
10 received approval from the City Manager to purchase the pipe before costs increase.

11 Councilmember Bahr made a motion to approve the purchase of pipes from Mountainland
12 Supply Co. and Councilmember Higginson seconded the motion. The motion passed with
13 Councilmembers Bahr, Bell, Child, Higginson, and Murri voting “aye.”
14

15 **CONSIDER APPROVAL OF THE PURCHASE AND INSTALLATION OF A PUMP AND**
16 **MOTOR BY WIDDISON WELL SERVICES IN THE TOTAL AMOUNT OF \$47,280 – MR.**
17 **KRAIG CHRISTENSEN**

18 Mr. Christensen explained that an alarm went off at the 100 East well when the power cable
19 the goes to the motor grounded out on the motor and caused a failure that went up into the panel and
20 damaged some fuses. He said this well is a critical part of the Bountiful water system, so he asked the
21 City Manager to approve the repair so they can get this well back online as soon as possible. He got
22 two bids back and chose the low bidder, Widdison Well Services, to do the repair.

23 Councilmember Higginson said he’s grateful the City has a policy in place that allows us to
24 save time and money by having the City Manager approve urgent items.

25 Councilmember Higginson made a motion to approve the purchase and installation of a pump
26 and motor by Widdison Well Services and Councilmember Child seconded the motion. The motion
27 passed with Councilmembers Bahr, Bell, Child, Higginson, and Murri voting “aye.”
28

29 **CONSIDER APPROVAL OF RESOLUTION NO. 2026-06 AND PROCLAMATION NO.**
30 **2026-01 REGARDING WATERING RESTRICTIONS – MR. KRAIG CHRISTENSEN**

31 Mr. Christensen explained that the snowpack this year is insufficient to produce the water
32 needed to make it through the summer and peak flow rate has already been reached for runoff at the
33 treatment plant, so the Water Department recommends issuing a proclamation regarding watering
34 restrictions for outdoor use of culinary water. He added that they have tried to keep some guiding
35 principles in mind as they drafted this proclamation; domestic water uses and fire protection demands
36 will be the top priority, and community areas should be watered enough to reduce costly damage. He
37 said that if the Council approves Resolution No. 2026-06, the Water Department will place door
38 hangers at the affected properties, so residents are aware of the restrictions. The restrictions will be in
39 effect from May 15th, 2026, until April 15th, 2027, and stipulate that even-numbered homes will water
40 on even-numbered days, and odd-numbered homes will water on odd-numbered days, with no one
41 being allowed to water on Wednesdays. Watering times will be restricted to 20 minutes per zone, or
42 40 minutes for rotary sprinklers, and a max flow rate of 5 gal/min for hand watering or filling pools.
43 People cannot water between the hours of 10 am and 6 pm. It is also not permitted to use culinary
44 water where secondary water is provided. There will be a fine schedule in place for people found to
45 be in violation of this resolution.

1 Mr. Lloyd Cheney added that the last time the City instituted watering restrictions, residents
2 responded very well and he felt confident that our community would again rise to the occasion to
3 help keep our reservoirs at a safe level. He said he hopes those using secondary water will also use
4 those resources responsibly.

5 Councilmember Higginson said he was concerned that people will already be watering their
6 lawns before this restriction takes effect on May 15th. Mr. Christensen said that is a possibility, but
7 the City was trying to be consistent with the irrigation districts who will begin their service on May
8 15th this year.

9 Councilmember Higginson asked why Wednesday was chosen for the “No Watering” day.
10 Mr. Christensen said they chose a weekday when staff is working, so it will be easier to monitor
11 compliance with the restriction.

12 Councilmember Bell said he appreciates staff and Council efforts to conserve water this year
13 and expressed his confidence that residents will step up and sacrifice to help. He said he felt the
14 Proclamation should state more clearly that these restrictions regard culinary water only, since
15 Bountiful City does not have any power to restrict the secondary water which all comes from other
16 entities. He pointed to items 3, 4, 5, and 6 in the resolution, and asked if the word “culinary” could be
17 added for clarity’s sake. He also asked if the resolution could list out the names of the secondary
18 water providers, which he felt would help residents understand that the City does not provide
19 secondary water and has been a point of confusion for many.

20 Councilmember Child added that the date on page 34 needed to be corrected and the
21 resolution number needed to be updated as well.

22 Mayor Bradshaw said she saw no problem with making those changes and Mr. Brad Jeppsen
23 read an amended resolution to the Council for approval that corrected the date and resolution number
24 and added the word “culinary” in the appropriate places. It did not list out the secondary water
25 districts. Councilmember Bell said he was alright with leaving out the naming of the water districts
26 this year and adding it to any future proclamations.

27 Councilmember Bell made a motion to approve Resolution No. 2026-06 regarding watering
28 restrictions and Councilmember Higginson seconded the motion. The motion passed with
29 Councilmembers Bahr, Bell, Child, Higginson, and Murri voting “aye.”
30

31 **CONSIDER APPROVAL OF AUTHORIZING THE FIRST OF TWO POTENTIAL LEASE**
32 **EXTENSIONS UNDER THE AGREEMENT WITH THE BOUNTIFUL JEEP POSSE – MR.**
33 **TYSON BECK**

34 Mr. Tyson Beck explained that the contract between the City and the Jeep Posse for the lease
35 of their building has two possible 10-year extensions built into it. The Jeep Posse would like the City
36 to authorize the first of those extensions after 20 years of leasing it. Staff recommend the
37 authorization of the extension.

38 Councilmember Child expressed her gratitude for the Jeep Posse and their commitment to our
39 community. Mayor Bradshaw also thanked them for all they do.

40 Councilmember Murri asked if other organizations can also use that building. Mr. Beck said
41 the Lion’s Club uses the building sometimes, so it could be possible, it would just take a conversation
42 with the Jeep Posse.

43 Councilmember Bahr made a motion to approve the lease extension with the Jeep Posse and
44 Councilmember Murri seconded the motion. The motion passed with Councilmembers Bahr, Bell,
45 Child, Higginson, and Murri voting “aye.”
46

1
2
3 **CONSIDER APPROVAL OF APPOINTING HBME, LLC AS THE CITY’S INDEPENDENT**
4 **AUDIT FIRM FOR FISCAL YEARS 2026-2030, IN THE TOTAL AMOUNT OF \$186,000 –**
5 **MR. DAVID BURGOYNE**

6 Mr. David Burgoyne explained that under Utah State law, Bountiful must undergo an annual
7 independent financial audit and the City’s current contract with the firm Keddington & Christensen
8 has expired. Staff reached out to 12 different firms and used a rubric to evaluate each of the
9 responses. Based on the scores, staff is recommending that the City hire HBME, LLC, who is not the
10 lowest bidder. The lowest bidder did not have the best response to the RFP compared to the other
11 bidders and thus received a lower score based on the rubric. Mr. Burgoyne added that the contract
12 with HBME will save the City \$9,000 compared to the cost of last year’s audit, and that this contract
13 will be for 5 years, with the option of five additional 1-year renewals.

14 Councilmember Bell and Councilmember Higginson thanked Keddington & Christensen for
15 their wonderful services in previous years and said they looked forward to working with HBME.

16 Councilmember Bell made a motion to appoint HBME, LLC as the City’s independent audit
17 firm and Councilmember Higginson seconded the motion. The motion passed with Councilmembers
18 Bahr, Bell, Child, Higginson, and Murri voting “aye.”
19

20 **CONSIDER APPROVAL OF PROPOSED INTERSECTION MODIFICATIONS AT THE**
21 **INTERSECTION OF MUELLER PARK ROAD AND BOUNTIFUL BOULEVARD, AS**
22 **RECOMMENDED BY THE TRAFFIC SAFETY COMMITTEE – MR. LLOYD CHENEY**

23 Mr. Lloyd Cheney explained that the Traffic Safety Committee reviewed this item recently
24 and had a robust discussion about what the best course of action is for this intersection. It was staff’s
25 recommendation, based on MUTCD manual guidelines, that this intersection be converted into a 4-
26 way stop. Staff reviewed the accident history for this intersection, and it meets the requirement for a
27 4-way stop. However, the Traffic Safety Committee voted not to follow staff’s recommendation and
28 instead made the following recommendations: install 36”, flashing stop signs, reduce foliage, and
29 refresh the stop line paint.

30 Councilmember Bahr elaborated that the Committee, after looking at the data, did not feel it
31 made sense to convert this intersection to a 4-way stop. They felt that this was a good first step in
32 trying to do something to make this intersection safer that would not disrupt the flow of traffic.

33 Mr. Charles Benson explained that adding a stop sign to the eastbound side of the intersection
34 was a concern for his snowplow drivers, since it is a steep and slippery road in the winter. But he
35 added that his drivers would deal with whatever the Council decided to do there.

36 Councilmember Child said she does not feel the recommendation is enough and would like to
37 see this become a 4-way stop. She explained that she has been concerned about this intersection for
38 25 years and it would be a shame if another 25 years goes by without examining it after this meeting,
39 so if the motion for the Committee’s recommendation passes tonight, she would like to add the
40 provision that it comes with a mandatory evaluation in 12 months. She said she would be voting
41 “nay” on this recommendation.

42 Councilmember Bell added that this was a complicated issue for him, he has heard from
43 residents who feel both ways about it and the accident data is hard to decipher. He said he went to
44 this intersection to observe it the other day and it made him wonder if flashing stop signs will do
45 anything to improve it.

1 Mayor Bradshaw shared that she reflexively treats this intersection as a 4-way stop just to
2 protect herself, and said she believes many people do the same who are familiar with it.

3 Mr. Cheney said that driver expectation is a significant indication that an intersection should
4 be a 4-way stop, and he feels this intersection will eventually become one.

5 Councilmember Higginson made a motion to approve proposed intersection modifications,
6 including the provision to evaluate the effects after 12 months, and Councilmember Murri seconded
7 the motion. The motion passed with Councilmembers Bahr, Higginson, and Murri voting “aye” and
8 Councilmembers Bell and Child voting “nay.”
9

10 **CONSIDER APPROVAL OF RESOLUTION NO. 2026-05 APPROVING AN AGREEMENT**
11 **BETWEEN DAVIS COUNTY AND THE CITY FOR FUNDING ENHANCED PEDESTRIAN**
12 **CROSSINGS – MR. LLOYD CHENEY**

13 Mr. Cheney explained that the approval of this resolution is a requirement for receiving the
14 funding the City was awarded for the enhanced pedestrian crossings that the Council approved at the
15 meeting on March 10th, 2026.

16 Councilmember Child made a motion to approve Resolution No. 2026-05 and
17 Councilmember Bahr seconded the motion. The motion passed with Councilmembers Bahr, Bell,
18 Child, Higginson, and Murri voting “aye.”
19

20 **ADJOURN**

21 Councilmember Bahr made a motion to adjourn the meeting and Councilmember Child
22 seconded the motion. The motion passed with Councilmembers Bahr, Bell, Child, Higginson, and
23 Murri voting “aye.”
24

25 The meeting was adjourned at 8:49 pm.

Mayor Kate Bradshaw

City Recorder

City Council Staff Report

Subject: Expenditures for Invoices > \$1,000 paid
April 22 & 29, 2026
Author: David Burgoyne, Finance Director
Department: Finance
Date: May 12, 2026



Background

This report is prepared following the weekly accounts payable run. It includes payments for invoices hitting expense accounts equaling or exceeding \$1,000.

Payments for invoices affecting only revenue or balance sheet accounts are not included. Such payments include: those to acquire additions to inventories, salaries and wages, the remittance of payroll withholdings and taxes, employee benefits, utility deposits, construction retention, customer credit balance refunds, and performance bond refunds. Credit memos or return amounts are also not included.

Analysis

Unless otherwise noted and approved in advance, all expenditures are included in the current budget. Answers to questions or further research can be provided upon request.

Department Review

This report was prepared and reviewed by the Finance Department.

Significant Impacts

None

Recommendation

Council should review the attached expenditures.

Attachments

Weekly report of expenses/expenditures for invoices equaling or exceeding \$1,000, paid April 22 & 29, 2026.

Expenditure Report for Invoices (limited to those outlined in staff report) >\$1,000.00

Paid April 22, 2026

| <u>VENDOR</u> | <u>VENDOR NAME</u> | <u>DEPARTMENT</u> | <u>ACCOUNT</u> | <u>ACCOUNT DESC</u> | <u>AMOUNT</u> | <u>CHECK NO</u> | <u>INVOICE</u> | <u>DESCRIPTION</u> |
|---------------|----------------------|-------------------------------|----------------|-------------------------------|---------------------|-----------------|----------------|--|
| 1164 | ANIXTER, INC. | Light & Power | 535300 448632 | Distribution | 2,185.76 | 250642 | 6735927-00 | Misc. Parts/Supplies - Cust # 6000052 |
| 1540 | CACHE VALLEY ELECTRI | Light & Power | 535300 474790 | CIP 09 Dist Sub NW Substation | 772,717.00 | 250652 | 12-348064 | NW Sub - Application #2 |
| 1845 | D & L SUPPLY | Streets | 104410 473200 | Road Materials - Overlay | 7,980.00 | 250658 | 0000193975 | Paving Supplies - Cust ID UT-BOUNTIFUL |
| 9982 | DIAMOND TREE EXPERTS | Light & Power | 535300 448632 | Distribution | 11,994.60 | 250660 | 76644 | Tree Trimming |
| 9982 | DIAMOND TREE EXPERTS | Light & Power | 535300 448632 | Distribution | 11,721.20 | 250660 | 76646 | Tree Trimming |
| 2055 | ELECTRICAL CONSULTAN | Light & Power | 535300 474730 | M&E PineView | 21,913.50 | 250662 | 143084 | UDOT Transmissions |
| 2055 | ELECTRICAL CONSULTAN | Light & Power | 535300 474520 | CIP 03 Trans Sys UDOT Trans | 17,200.00 | 250662 | 143730 | Pineview Controls |
| 5281 | ENBRIDGE GAS UTAH | Police | 104210 427000 | Utilities | 1,196.87 | 250663 | 04012026G | Account # 3401140000 |
| 5281 | ENBRIDGE GAS UTAH | Streets | 104410 427000 | Utilities | 1,055.76 | 250663 | 04012026N | Account # 2493910000 |
| 5123 | EXPONENTIAL POWER | Light & Power | 535300 474790 | CIP 09 Dist Sub NW Substation | 45,825.84 | 250664 | INV120636 | NW Sub Battery Sys - Cust # C013209 |
| 14055 | GRAYMAR ENVIRONMENT | Light & Power | 535300 448638 | PCB Disposal | 5,292.60 | 250669 | 033026T00-BPL | PCB Oil Disposal |
| 2510 | HOLLAND EQUIPMENT CO | Landfill Operations | 585820 425000 | Equip Supplies & Maint | 2,332.34 | 250670 | 43836 | Blade for Hitachi Loader |
| 2537 | HOSE & RUBBER SUPPLY | Storm Water | 494900 425000 | Equip Supplies & Maint | 1,704.41 | 250673 | 02189992 | Misc. Parts/Supplies - Cust # B1580 |
| 2621 | IRH | Light & Power | 535300 474790 | CIP 09 Dist Sub NW Substation | 10,147.00 | 250675 | 309225 | NW Sub Transport - Cust # UC21971 |
| 6959 | JANI-KING OF SALT LA | Light & Power | 535300 424002 | Office & Warehouse | 1,883.10 | 250676 | SLC04260038 | Janitorial Service for April 2026 |
| 8137 | LAKEVIEW ASPHALT PRO | Streets | 104410 473200 | Road Materials - Overlay | 9,905.22 | 250677 | 15898 | Paving - Cust # BOUN02610 |
| 2886 | LAKEVIEW ROCK PRODUC | Water | 515100 461300 | Street Opening Expense | 5,843.08 | 250678 | 444091 | Road Base - Cust # BCTY07399 |
| 3186 | MOTOROLA | Police | 104210 429200 | Computer Software | 17,572.50 | 250689 | 1187170853 | Flex Maintenance Service - Cust # 1000743551 |
| 3193 | MOUNTAIN STATES INDU | Light & Power | 535300 474600 | Vehicles | 57,484.00 | 250690 | 31488 | Serviced body |
| 3195 | MOUNTAINLAND SUPPLY | Water | 515100 448400 | CIP 09 Dist Sub NW Substation | 13,191.95 | 250693 | S107764551.001 | Misc. Parts/Supplies - Cust # 18498 |
| 3195 | MOUNTAINLAND SUPPLY | Light & Power | 535300 474790 | Dist Systm Repair & Maint | 1,457.71 | 250693 | S107709155.001 | Misc. Parts/Supplies - Cust # 15206 |
| 3321 | NORTHERN POWER EQUIP | Light & Power | 535300 448632 | Distribution | 1,715.00 | 250695 | 89354 | Misc. Parts/Supplies - Cust # 8012986111 |
| 10678 | PRECISION TESTING | Streets | 104410 426000 | Bldg & Grnd Suppl & Maint | 1,089.00 | 250716 | 26746 | Fuel System Testing |
| 5553 | PURCELL TIRE AND SER | Recycle Collection Operations | 585810 425000 | Equip Supplies & Maint | 3,407.72 | 250720 | 280139966 | Tires & Service - Cust # 2801867 |
| 3812 | SAFETY SUPPLY & SIGN | Streets | 104410 441300 | Street Signs | 1,052.88 | 250728 | 197757 | Misc. Parts/Supplies - Cust ID 00330 |
| 3862 | SCHWEITZER ENGINEERI | Light & Power | 535300 448632 | Distribution | 12,348.00 | 250729 | INV-001231601 | Capacitor Bank Controller - Cust # CM-100533 |
| 4033 | STANTEC CONSULTING | Light & Power | 535300 448614 | Power Plant Equipment Repairs | 8,305.00 | 250735 | 2543652 | 2025 Emissions Inventory - Cust # 6825 |
| 14920 | THE GOLFER'S GREEN | Light & Power | 535300 448639 | Substation | 2,600.00 | 250738 | 115089 | Weed Management |
| 5000 | U.S. BANK CORPORATE | Legislative | 104110 423000 | Travel & Training | 7,816.04 | 250740 | 04102026GH | Trvl&TrainWashingtonConf-Acct #4246 0445 5571 8851 |
| 5000 | U.S. BANK CORPORATE | Streets | 104410 426000 | Operating Supplies | 3,867.69 | 250740 | 04102026CB | Misc. Parts/Supplies - Acct #4246 0445 5571 8851 |
| 5000 | U.S. BANK CORPORATE | Parks | 104510 426000 | M&E PineView | 3,610.29 | 250740 | 04102026BH | Misc.Parts,Cell Ph,Train-Acct #4246 0445 5571 8851 |
| 5000 | U.S. BANK CORPORATE | Computer Maintenance | 616100 429300 | Miscellaneous Expense | 3,179.98 | 250740 | 04102026DU | Computer Replacement - Acct #4246 0445 5571 8851 |
| 5000 | U.S. BANK CORPORATE | Legislative | 104110 423000 | Travel Board Members | 2,063.90 | 250740 | 04102026SW | Mailchip Sub& Canva - Acct #4246 0445 5571 8851 |
| 5000 | U.S. BANK CORPORATE | Police | 104210 423000 | Travel & Training | 1,889.95 | 250740 | 04102026MS | Taser Instructor School -Acct #4246 0445 5571 8851 |
| 5000 | U.S. BANK CORPORATE | Government Buildings | 104160 425000 | Equip Supplies & Maint | 1,754.84 | 250740 | 04102026BH | Misc.Parts,Cell Ph,Train-Acct #4246 0445 5571 8851 |
| 5000 | U.S. BANK CORPORATE | Parks | 104510 423000 | Travel & Training | 1,646.18 | 250740 | 04102026BH | Misc.Parts,Cell Ph,Train-Acct #4246 0445 5571 8851 |
| 5000 | U.S. BANK CORPORATE | Light & Power | 535300 423002 | Travel & Training | 1,469.00 | 250740 | 04102026AJ | APPA Tickets,Lunch - Acct #4246 0445 5571 8851 |
| 5000 | U.S. BANK CORPORATE | Light & Power | 535300 461000 | Computer Hardware | 1,227.06 | 250740 | 04102026AJ | APPA Tickets,Lunch - Acct #4246 0445 5571 8851 |
| 5000 | U.S. BANK CORPORATE | Light & Power | 535300 474520 | Bldg & Grnd Suppl & Maint | 1,225.96 | 250740 | 04102026AJ | APPA Tickets,Lunch - Acct #4246 0445 5571 8851 |
| 5000 | U.S. BANK CORPORATE | Streets | 104410 448000 | Bldg & Grnd Suppl & Maint | 1,223.50 | 250740 | 04102026SR | Misc. Parts/Supplies - Acct #4246 0445 5571 8851 |
| 5000 | U.S. BANK CORPORATE | Landfill Operations | 585820 423000 | Travel & Training | 1,141.86 | 250740 | 04102026CB | Misc. Parts/Supplies - Acct #4246 0445 5571 8851 |
| 4322 | UPS STORE #1895 (T | Light & Power | 535300 448650 | Meters | 1,011.78 | 250742 | 04162026 | Shipping - Customer # CU00205370 |
| 4450 | VERIZON WIRELESS | Light & Power | 535300 448641 | Communication Equipment | 1,968.91 | 250746 | 6139935097 | Account # 371517689-00001 |
| 15372 | WCF MUTUAL INSURANCE | Workers' Comp Insurance | 646400 451150 | Liability Claims/Deductible | 5,950.95 | 250748 | 8317943 | Premium payment - Acct # 257435 |
| 15372 | WCF MUTUAL INSURANCE | Workers' Comp Insurance | 646400 451150 | Liability Claims/Deductible | 2,519.39 | 250748 | 8327247 | Deductible - Account # 257435 |
| TOTAL: | | | | | <u>1,094,689.32</u> | | | |

Expenditure Report for Invoices (limited to those outlined in staff report) >\$1,000.00

Paid April 29, 2026

| <u>VENDOR</u> | <u>VENDOR NAME</u> | <u>DEPARTMENT</u> | <u>ACCOUNT</u> | <u>ACCOUNT DESC</u> | <u>AMOUNT</u> | <u>CHECK NO</u> | <u>INVOICE</u> | <u>DESCRIPTION</u> |
|---------------|----------------------|----------------------|----------------|-------------------------------|---------------------|-----------------|----------------|---|
| 11435 | BAHR, MILLICENT | Legislative | 104110 423000 | Travel & Training | 1,211.81 | 250750 | 04272026 | Trvl&Train expense for NLC Conf. to DC |
| 5351 | DEERE CREDIT, INC. | Parks | 104510 425000 | Equip Supplies & Maint | 1,530.65 | 250761 | 175395 | Misc. Parts/Supplies - Acct # BOUNT002 |
| 1924 | DELL MARKETING L.P. | Computer Maintenance | 616100 429300 | Computer Hardware | 14,091.53 | 250762 | 10871752301 | Annual Laptop Purchase - Cust # 13129956 |
| 2055 | ELECTRICAL CONSULTAN | Light & Power | 535300 474730 | CIP 03 Trans Sys UDOT Trans | 13,376.50 | 250768 | 144490 | UDOPT Transmission |
| 2510 | HOLLAND EQUIPMENT CO | Landfill Operations | 585820 425000 | Equip Supplies & Maint | 2,344.24 | 250777 | 44498 | Misc. Parts/Supplies |
| 2765 | JP ELECTRICAL, LC | Parks | 104510 426000 | Bldg & Grnd Suppl & Maint | 1,189.00 | 250782 | W28347 | Creekside Park Troubleshoot/Repairs |
| 8137 | LAKEVIEW ASPHALT PRO | Streets | 104410 473200 | Road Materials - Overlay | 10,277.28 | 250783 | 15915 | Paving - Cust # BOUN02610 |
| 13969 | LAUNCH CONSTRUCTION | Redevelopment Agency | 737300 426100 | Special Projects | 2,100.20 | 250784 | 2604-1 | Labor and Materials for repairs |
| 5545 | M & M CATHODIC PROTE | Streets | 104410 426000 | Bldg & Grnd Suppl & Maint | 3,736.90 | 250787 | 6595 | Equipment repairs and labor |
| 3195 | MOUNTAINLAND SUPPLY | Parks | 104510 426000 | Bldg & Grnd Suppl & Maint | 1,035.24 | 250789 | S107766827.001 | Misc. Parts/Supplies - Cust # 18499 |
| 3195 | MOUNTAINLAND SUPPLY | Water | 515100 448400 | Dist System Repair & Maint | 1,897.14 | 250789 | S107711882.002 | Misc. Parts/Supplies - Cust # 18498 |
| 3195 | MOUNTAINLAND SUPPLY | Golf Course | 555500 426100 | Special Projects | 3,573.53 | 250789 | S107713938.001 | Misc. Parts/Supplies - Cust # 18500 |
| 16203 | MURDOCK CHRYSLER DOD | Streets | 104410 425000 | Equip Supplies & Maint | 1,768.75 | 250790 | 3005161 | Misc. Parts/Supplies |
| 16293 | PKJ DESIGN GROUP LLC | Trails | 104550 431000 | Profess & Tech Services | 4,200.00 | 250797 | UT26032-01 | Design Development for Bountiful City Trails |
| 3832 | SALT LAKE MAILING & | Finance | 104140 429050 | Utility Billing Supplies | 20,000.00 | 250803 | GL49558 | Prepay for Mailing & Printing Utility Bills |
| 15518 | SANBORN | Planning | 104610 429200 | Computer Software | 3,150.00 | 250804 | 16234 | MapGEO Subs CY2026 Public GIS Paltform |
| 4026 | STAKER & PARSONS | Golf Course | 555500 426100 | Special Projects | 3,126.99 | 250809 | 6833360 | Bunker Sand - Cust # 18108 |
| 4051 | STATE OF UTAH | Light & Power | 535300 448613 | Power Plant Operating Costs | 2,000.00 | 250813 | NA3739 | 2026 Emissions Fee - Cust ID VC239216 |
| 4118 | SURVALENT TECHNOLOGY | Light & Power | 535300 448640 | SCADA | 17,929.00 | 250815 | U21813 | Annual SCADA Support |
| 4229 | TOM RANDALL DIST. CO | Golf Course | 555500 425100 | Special Equip Maintenance | 5,015.60 | 250818 | 0415408 | Fuel - Acct # 000276 |
| 4341 | UTAH ASSOCIATED MUNI | Light & Power | 53 213130 | UAMPS Accrual | 1,053,178.69 | 250823 | 04262026 | March 2026 payment for Power Resource |
| 4447 | VEHICLE LIGHTING SOL | Light & Power | 535300 474600 | Vehicles | 2,282.61 | 250827 | 1364 | Strobe Lights |
| 5396 | VEIGEL, LUKE | Light & Power | 535300 423000 | Travel & Training | 1,106.80 | 250828 | 04272026 | Trvl&Train expense for APPA Nat'l Conf. in Boston |
| 4456 | VIRGINIA TRANSFORMER | Light & Power | 535300 474790 | CIP 09 Dist Sub NW Substation | 17,263.93 | 250829 | 94549 | NW Sub Transfer Tariff - Acct # 4828 |
| 13259 | WILKINSON SUPPLY | Cemetery | 595900 474500 | Machinery & Equipment | 16,474.00 | 250832 | 513313 | Riding Mower deck - Cust # 27860 |
| 7732 | WINGFOOT CORP | Police | 104210 426000 | Bldg & Grnd Suppl & Maint | 2,475.00 | 250833 | 26-00387 | Janitorial Services for Bountiful P.D. |
| TOTAL: | | | | | <u>1,206,335.39</u> | | | |

City Council Staff Report



Subject: Storm Water Interlocal Agreement
Author: Todd Christensen, Assistant City Engineer
Department: Engineering
Date: May 12, 2026

Background

Davis County and all cities in Davis County each have a storm water permit with the State of Utah, and all have the same permit requirements. Since 2003, the jurisdictions have all been working together through an interlocal agreement to meet many of the permit requirements. The most recent agreement was executed in 2021 and will soon be expiring.

Analysis

The interlocal agreement is an important part of the city's Storm Water Management Program. It enables the city to take advantage of opportunities to work with nearby jurisdictions that are under the same storm water regulations. We are able to pool resources, share the workload, collaborate, and more efficiently carry out some aspects of the storm water program. Some examples of this are: working together to develop and print brochures about storm water pollution prevention, hiring a teacher to educate 4th graders about storm water pollution prevention, and putting on trainings for contractors about managing storm water on construction sites.

The terms of the interlocal agreement being proposed are essentially the same as the soon-to-expire 2021 interlocal agreement.

Department Review

This has been reviewed by the Engineering Department and Legal Department.

Significant Impacts

No significant impacts are expected from taking the recommended action.

Recommendation

Staff recommends the City Council approve Resolution 2026-08 to adopt the proposed 2026 Interlocal Cooperation Agreement between Davis County Cities and Davis County for UPDES General Permit.

Attachments

Resolution 2026-08 Approving Interlocal Cooperation Agreement

Proposed 2026 Interlocal Cooperation Agreement between Davis County Cities and Davis County for UPDES General Permit



CITY OF BOUNTIFUL

MAYOR
Kate Bradshaw

CITY COUNCIL
Millie Segura Bahr
Dan Bell
Beth Child
Richard Higginson
Matt Murri

CITY MANAGER
Gary R. Hill

BOUNTIFUL CITY, UTAH RESOLUTION NO. 2026-08

A RESOLUTION OF THE CITY COUNCIL OF THE BOUNTIFUL CITY, UTAH, APPROVING AN INTERLOCAL COOPERATION AGREEMENT BETWEEN DAVIS COUNTY AND DAVIS COUNTY CITIES FOR THE UPDES GENERAL PERMIT

WHEREAS, the City of Bountiful is subject to the Utah Pollutant Discharge Elimination System (UPDES) General Permit for storm water discharges; and

WHEREAS, Davis County and other Davis County cities are subject to the same permit requirements and are authorized under the Utah Interlocal Cooperation Act, Utah Code § 11-13-101 et seq., to enter into cooperative agreements; and

WHEREAS, the City and other Davis County jurisdictions have historically participated in an interlocal agreement to jointly implement portions of their storm water management programs, allowing for shared resources, coordination, and efficient compliance; and

WHEREAS, the existing interlocal agreement is expiring and the proposed 2026 Interlocal Cooperation Agreement continues substantially the same terms and cooperative framework; and

WHEREAS, the City Council finds that participation in the proposed agreement will promote efficient compliance with applicable storm water regulations and is in the best interest of the City

NOW, THEREFORE, BE IT RESOLVED by the City Council of the City of Bountiful, Utah that the 2026 Interlocal Cooperation Agreement between Davis County and Davis County Cities for the UPDES General Permit, attached hereto as Exhibit "A," is hereby approved, and the Mayor is hereby authorized to execute the Agreement on behalf of the City, and the City Recorder is authorized to attest the same.

PASSED and ADOPTED this 12th day of May 2026.

Kate Bradshaw, Mayor

ATTEST:

Sophia Ward, City Recorder

**2026 INTERLOCAL COOPERATION AGREEMENT
BETWEEN DAVIS COUNTY CITIES AND
DAVIS COUNTY
FOR
UPDES GENERAL PERMIT**

THIS AGREEMENT (Agreement) is entered into this 8th day of September, 2026, by and between the following parties: DAVIS COUNTY, a body corporate and politic of the State of Utah, and the following cities, each of which is a municipal corporation of the State of Utah: BOUNTIFUL, CENTERVILLE, CLEARFIELD, CLINTON, FARMINGTON, FRUIT HEIGHTS, KAYSVILLE, LAYTON, NORTH SALT LAKE, SOUTH WEBER, SUNSET, SYRACUSE, WEST BOUNTIFUL, WEST POINT and WOODS CROSS (Parties).

WITNESSETH:

WHEREAS, the parties are "public agencies," and are authorized by the *Utah Interlocal Cooperation Act*, §11-13-101, *et seq.*, *Utah Code Annotated*, to enter into agreements with each other for joint or cooperative action; and

WHEREAS, the Environmental Protection Agency (EPA) has published its "Final Rule" setting forth the National Pollutant Discharge Elimination System (NPDES) permit application rules and regulations for stormwater discharges to municipal separate storm sewer systems; and

WHEREAS, the State of Utah, through its Department of Environmental Quality, Division of Water Quality (DWQ), has statutory rulemaking authority and authority to issue pollutant discharge elimination system permits within the State of Utah pursuant to the rules and regulations of the Utah Pollutant Discharge Elimination System (UPDES); and

WHEREAS, the State of Utah has issued a General Permit for Discharges from Small Municipal Separate Storm Sewer Systems, Permit No. UTR 090000 (Permit), to each party of this Agreement, which Permit is incorporated herein by this reference; and

WHEREAS, the rules and regulations provide that more than one entity may jointly implement activities to comply with UPDES permit requirements under Section 4.3 of the Permit; and

WHEREAS, the parties are willing to jointly implement activities to fulfill a portion of the UPDES permit requirements; and

WHEREAS the parties desire to enter into this Agreement setting forth their present understanding as to their respective responsibilities with regard to their participation as permittees under their Permit.

NOW, THEREFORE, in consideration of the mutual promises set forth herein, the parties agree as follows:

1. Compliance with Permit. As permittees, the parties agree to jointly implement and enforce within their own jurisdictions, their respective responsibilities for complying with the Permit requirements including but not limited to, those responsibilities and requirements set forth in Parts 4.0, 5.0, and 6.0 of the Permit.

2. Administration of Agreement. The administration of this Agreement shall be done by the public works directors of each party, or their official designee, constituting the Davis County Storm Water Coalition (Coalition). Each party will have one voting right. No separate legal entity is created by the terms of this Agreement.

3. Costs. The parties agree that each party shall be responsible to pay for those costs relating to their own stormwater systems, and that the parties shall reimburse each other for expenses incurred in providing services for each other as may be agreed by the parties concerning the various tasks and responsibilities required under the Permit.

4. Joint Cooperation. As reasonably necessary, the parties agree to assist each other in providing and sharing information, drawings, plans, data, etc., which are required to comply

with the requirements set forth in the Permit. The specific activities that the parties agree to assist each other in are set forth as follows:

- a. Jointly purchase educational and training materials, as determined by the Coalition, for distribution to:
 - i. Residents.
 - ii. Institutions, industrial and commercial facilities.
 - iii. Developers and contractors (construction); and
 - iii. Municipal Separate Storm Sewer System (**MS4**) owned or operated facilities.
- b. Use the Coalition as a county-wide committee to:
 - i. Train personnel.
 - ii. Create partnerships; and
 - iii. Obtain input and feedback from special interest groups.
- c. Annually contribute updated storm drain system information for county-wide mapping purposes.
- d. Jointly prepare and promote model ordinances, updates and standards that address:
 - i. Illicit discharges.
 - ii. Construction site storm water runoff; and
 - iii. Long-term storm water management.
- e. Jointly arrange for and provide education about hydrologic methods and criteria for selecting and sizing post-construction **BMPs**.
- f. Jointly participate to develop draft Standard Operating Procedures.
- g. Jointly evaluate, identify, target and provide educational materials and

outreach to address the reduction of water quality impacts associated with nitrogen and phosphorus in discharges.

5. Term of Agreement. The parties agree that the duration of this Agreement shall commence upon entry and shall continue in effect for the term of the Permit (which expires at midnight, May 11, 2031) and for an additional 120 days from the effective date of the renewal of the Permit by DWQ.

6. Property. In the event that any property is acquired by the parties jointly for the undertaking, and paid for by them, then it shall be divided as the parties' representatives shall agree, or if no agreement is reached, then it shall be divided according to their respective payments for property, or if it cannot be practically divided, then the property shall be sold and the proceeds divided according to the parties' proportionate share of the purchase of the item of property. If property is purchased at one party's sole expense in connection with this Agreement, then the property so purchased shall be and remain the property of the party which purchased it.

7. Entire Agreement. This Agreement embodies the entire agreement between the parties, and it cannot be altered except in a written amendment which is signed by the parties.

8. Governmental Immunity. The parties recognize and acknowledge that each party is covered by the Utah Governmental Immunity Act, as set forth in *Utah Code Ann. § 63G-7-101, et seq.*, as amended, and nothing herein is intended to waive or modify any and all rights, defenses or provisions provided therein. Officers and employees performing services pursuant to this Agreement shall be deemed officers and employees of the party employing their services, even if performing functions outside of the territorial limits of such party, and shall be deemed officers and employees of such party under the provisions of the Utah Governmental Immunity Act. Each party shall be responsible and shall defend the action of its own employees, negligent

or otherwise, performed pursuant to the provisions of this Agreement.

9. No Third-Party Benefits. This Agreement is not intended to benefit any person or entity not named as a party hereto.

10. Severability. If any provision of this Agreement is determined by a court to be invalid or unenforceable, such determination shall not affect any other provision hereof, each of which shall be construed and enforced as if the invalid or unenforceable portion were not contained herein. Such invalidity or unenforceability shall not affect any valid and enforceable application thereof, and each such provision shall be deemed to be effective, operative and entered into in the manner and to the full extent permitted by applicable law.

IN WITNESS WHEREOF, the parties hereto have executed this Agreement to be effective as of the day and year first above written.

[Signature Pages to Follow]

**Approval of
Interlocal Cooperation Agreement between
Davis County and Davis County Cities for
UPDES General Permit**

Date _____

DAVIS COUNTY

By: _____
John Crofts, Chair
Davis County Commission

ATTEST:

Brian McKenzie
Davis County Clerk/Auditor

Approved as to Form:

Office of Davis County Attorney

**Approval of
Interlocal Cooperation Agreement between
Davis County and Davis County Cities for
UPDES General Permit**

Date _____

CITY OF BOUNTIFUL

By: _____

Mayor

ATTEST:

City Recorder

Approved as to Form:

City Attorney

**Approval of
Interlocal Cooperation Agreement between
Davis County and Davis County Cities for
UPDES General Permit**

Date _____

CITY OF CENTERVILLE

By: _____

Mayor

ATTEST:

City Recorder

Approved as to Form:

City Attorney

**Approval of
Interlocal Cooperation Agreement between
Davis County and Davis County Cities for
UPDES General Permit**

Date _____

CITY OF CLEARFIELD

By: _____

Mayor

ATTEST:

City Recorder

Approved as to Form:

City Attorney

**Approval of
Interlocal Cooperation Agreement between
Davis County and Davis County Cities for
UPDES General Permit**

Date _____

CITY OF CLINTON

By: _____

Mayor

ATTEST:

City Recorder

Approved as to Form:

City Attorney

**Approval of
Interlocal Cooperation Agreement between
Davis County and Davis County Cities for
UPDES General Permit**

Date _____

CITY OF FARMINGTON

By: _____

Mayor

ATTEST:

City Recorder

Approved as to Form:

City Attorney

**Approval of
Interlocal Cooperation Agreement between
Davis County and Davis County Cities for
UPDES General Permit**

Date _____

CITY OF FRUIT HEIGHTS

By: _____

Mayor

ATTEST:

City Recorder

Approved as to Form:

City Attorney

**Approval of
Interlocal Cooperation Agreement between
Davis County and Davis County Cities for
UPDES General Permit**

Date _____

CITY OF KAYSVILLE

By: _____

Mayor

ATTEST:

City Recorder

Approved as to Form:

City Attorney

**Approval of
Interlocal Cooperation Agreement between
Davis County and Davis County Cities for
UPDES General Permit**

Date _____

CITY OF LAYTON

By: _____

Mayor

ATTEST:

City Recorder

Approved as to Form:

City Attorney

**Approval of
Interlocal Cooperation Agreement between
Davis County and Davis County Cities for
UPDES General Permit**

Date _____

CITY OF NORTH SALT LAKE

By: _____

Mayor

ATTEST:

City Recorder

Approved as to Form:

City Attorney

**Approval of
Interlocal Cooperation Agreement between
Davis County and Davis County Cities for
UPDES General Permit**

Date _____

CITY OF SOUTH WEBER

By: _____

Mayor

ATTEST:

City Recorder

Approved as to Form:

City Attorney

**Approval of
Interlocal Cooperation Agreement between
Davis County and Davis County Cities for
UPDES General Permit**

Date _____

CITY OF SUNSET

By: _____

Mayor

ATTEST:

City Recorder

Approved as to Form:

City Attorney

**Approval of
Interlocal Cooperation Agreement between
Davis County and Davis County Cities for
UPDES General Permit**

Date _____

CITY OF SYRACUSE

By: _____

Mayor

ATTEST:

City Recorder

Approved as to Form:

City Attorney

**Approval of
Interlocal Cooperation Agreement between
Davis County and Davis County Cities for
UPDES General Permit**

Date _____

CITY OF WEST BOUNTIFUL

By: _____

Mayor

ATTEST:

City Recorder

Approved as to Form:

City Attorney

**Approval of
Interlocal Cooperation Agreement between
Davis County and Davis County Cities for
UPDES General Permit**

Date _____

CITY OF WEST POINT

By: _____

Mayor

ATTEST:

City Recorder

Approved as to Form:

City Attorney

**Approval of
Interlocal Cooperation Agreement between
Davis County and Davis County Cities for
UPDES General Permit**

Date _____

CITY OF WOODS CROSS

By: _____

Mayor

ATTEST:

City Recorder

Approved as to Form:

City Attorney

City Council Staff Report



Subject: BDAC Roof Replacement
Author: Brock Hill
Department: RDA/Buildings
Date: 12 May 2026

Background

Bountiful Davis Arts Center (BDAC) has been a constant and respected presence in Bountiful for several decades. In 2013 Bountiful City, through the Redevelopment Agency (RDA), acquired the building located at 90 North Main Street and spent the next 2 years renovating the structure. Upon completion of the extensive renovation in 2015, Bountiful’s Main Street became BDAC’s permanent home. It carries a reputation as being well managed with kind, courteous, and knowledgeable staff. The BDAC provides a variety of art and pottery exhibitions, classes and workshops, space rentals, and events including the community favorite, Summerfest. Their stated mission states, “Our mission is to engage the community through quality artistic and cultural programs, provide educational experiences, and encourage the growth and expression of art.”

Analysis

Modest improvements have been made at the BDAC over the past 5 years as needs and maintenance issues have developed. Updates and necessary regular maintenance has been completed on the heating, air conditioning and venting systems, plumbing improvements including kitchenette and bathroom facility upgrades, exterior waterproofing at sidewalk and gutter levels, lighting systems, security systems, and access door and lock systems. Maintenance to the roof membrane, roof penetrations, roof drains, roof seams, and parapet wall flashing has relatively been overlooked. Occasionally, as leaks have developed causing interior damage to walls, sheetrock, windows and window frames, and flooring hasty measures have been taken to address and solve the issues. With the housing of valuable pieces of art and pottery in the basement of the BDAC, there is great concern over the ongoing and increasing number of leaks stemming from the roof membrane and structure. After an extensive analysis of the roof and the issues that have developed in the last two years, it is obvious and necessary that the roof membrane system be redone.

Staff have acquired 3 estimates for the completion of a new 60 mil TPO membrane over fan fold insulation from three reputable roofing companies. They are:

| | |
|--------------------------|-------------|
| American Roofing Company | \$45,390.00 |
| Mountain West Roofing | \$52,300.00 |
| Brady Roofing | \$53,081.52 |

Department Review

This Staff Report was completed by the Building Maintenance and Parks Departments.

Significant Impacts

Not replacing the roof membrane, fixing the roof drains and replacing the parapet wall flashing will significantly increase the potential of addition building and structure damage, wall and flooring damage, ceiling tile damage and put the stored and protected art and pottery items at risk of loss.

Recommendation

Staff recommends the Council approve the overlayment of the roof membrane at the BDAC with a 60 mil TPO white roof membrane, repair the roof drains, and replacement of the parapet wall flashing as specified in the bid estimate by American Roofing Company in the amount of \$45,390.00. The estimated amount includes a 20-year labor and material warranty and an industry standard 5-year workmanship warranty.

Attachments

Construction bids are available upon request.

City Council Staff Report



Subject: Fiscal Year 2027 Tentative Budget
Author: Tyson Beck, Assistant City Manager
Department: Executive
Date: May 12, 2026

Background

As required by State law (Utah Code Sections 10-6-109 to 10-6-113), a budget has been prepared by staff for consideration as the Bountiful City Tentative Budget for Fiscal Year 2027. State law requires adoption of a tentative budget at the first regular meeting in May of each year along with the setting of a time and place for a public hearing on that Tentative Budget before adopting a final budget for the ensuing fiscal year.

Analysis

Development of the FY2027 tentative budget has been in the works by each department for many months. During this process department needs are considered against department resources. Each department then presents their proposed budget to the City Manager, Assistant City Manager, and HR Director. The City Manager, Assistant City Manager, Human Resources Director, and others prepare projections and various analyses to evaluate City-wide resources and match those with the City-wide needs before the tentative budget is ready to be presented to the Council Budget Committees made up of the various elected officials.

The document, "**City of Bountiful, Operating and Capital Budget, Fiscal Year 2027 Tentative Budget (July 1, 2026, to June 30, 2027)**" was distributed previously to each of you for use in conducting Council Budget Committee Meetings with every department and fund of the City and the Bountiful Redevelopment Agency (RDA). Each Council Budget Committee has now met and completed their review of this entire document. Each Committee has forwarded on a positive recommendation to the full City Council for adoption of the tentative budget.

Changes discussed in the budget committee meetings or tonight will be incorporated into the Final Budget to be adopted by the City Council in June.

This budget document is presented tonight for adoption by the City Council as the "Tentative Budget" of the City for Fiscal Year 2027 which begins on July 1, 2026, and ends on June 30, 2027. The budget document contains a summary of the budget process, Council priorities, a variety of narrative descriptions, and quantitative measures. This collection of data provides documentation for results of past operations, projected results for the current fiscal year, and the request for Fiscal Year 2027. There are also sections for fees and charges and a long-term capital plan. The budget document itself is prepared in accordance with the State Uniform Fiscal Procedures Act and is balanced regarding revenues and expenditures/expenses.

Department Reviews

The referenced budget document has been reviewed by every department manager in the City; Council Budget Committees; and the City Manager for concurrence.

The Tentative Budget presented tonight will be revised to incorporate any changes or corrections necessary to arrive at a final budget to be presented for adoption by the Mayor and City Council on June 9, 2026, after the required public hearing processes.

Significant Impacts

None.

Recommendation

Based on the analysis provided, and the Operating & Capital Budget document referenced, it is recommended that the Mayor and City Council:

1. Adopt the “**City of Bountiful, Operating and Capital Budget, Fiscal Year 2027 (July 1, 2026, to June 30, 2027) Tentative Budget**” as the City’s Tentative Budget for Bountiful City and its component unit the Redevelopment Agency.
2. Set the time and place for public hearings on the Tentative Budget and related matters at the City Council Meeting scheduled to begin at 7:00 p.m. on Tuesday, June 9, 2026, in the Council Chambers of Bountiful City Hall.

Attachments

- None

City Council Staff Report



Subject: Fireworks Ordinance
Author: Bradley Jeppsen
Dept: City Attorney
Date: May 12, 2026

Background

Utah Code Annotated 15A-5-202.5 allows municipalities to implement fireworks restrictions based on a fire code official's evaluation of the existing conditions within a city. In May 2025, based on the recommendation of the Fire Chief, the City Council adopted an ordinance restricting fireworks in certain areas of the City due to hazardous environmental conditions. The City Council has historically reviewed these restrictions annually to determine whether conditions warrant continuation or modification.

Analysis

The Fire Chief of the South Davis Metro Fire Agency, Chief Jeff Larsen, acting as the Fire Code Official, has reviewed current conditions and continues to recommend maintaining fireworks restrictions in the same areas as previously adopted.

Based on current environmental conditions and risk factors, staff supports continuing the existing restrictions for the 2026 fireworks season. The proposed ordinance maintains the same restricted areas and conditions as the 2025 ordinance, with updated dates.

Department Review

This Staff Report was prepared by the City Attorney and reviewed by the City Manager.

Recommendation

It is recommended that the City Council adopt Ordinance 2026-04 continuing fireworks restrictions within designated areas of the City.

- All areas east of Bountiful Boulevard, and north of 400 North, east of 900 East;
- Until December 29, 2026:
 - Areas east of 400 East from Pages Lane to 500 South;
 - Areas east of Orchard Drive from 500 South to the North Salt Lake border; and
- Any additional areas as may be designated by the South Davis Metro Fire Agency due to hazardous conditions.

The proposed ordinance maintains the same restricted areas and conditions as adopted in 2025, based on the continued recommendation of the Fire Code Official.

Attachments

- a. Ordinance 2026-04.
- b. Sale and Discharge Dates.
- c. Map of Proposed Restrictions.
- d. Letter from South Davis Fire District Chief Jeff Larsen.

BOUNTIFUL

Bountiful City Ordinance No. 2026-04

MAYOR
Kate Bradshaw

CITY COUNCIL
Beth Child
Dan Bell
Richard Higginson
Matt Murri
Millie Segura-Bahr

CITY MANAGER
Gary R. Hill

AN ORDINANCE ADOPTING RESTRICTIONS OF THE USE OF FIREWORKS WITHIN CERTAIN AREAS OF THE CITY OF BOUNTIFUL, UTAH, FOR THE YEAR 2026

WHEREAS, the Utah Legislature grants authority to local governments to regulate the sale and discharge of Class “C” fireworks; and

WHEREAS, the Utah Code provides for annual scrutiny and review of fire hazards and risks by fire code officials and legislative bodies regarding fireworks and fire restrictions; and

WHEREAS, the Fire Chief of the South Davis Metro Fire Agency, who is the Bountiful Fire Code Official, has determined under the International Fire Code, Chapter 3, Section 310.8, that hazardous environmental conditions in and around Bountiful necessitate controlled use of ignition sources, including fireworks, and has recommended temporary fireworks discharge restrictions; and

WHEREAS, the Fire Chief has issued a recommendation to prohibit the discharge of fireworks in areas described in the ordinance; and

WHEREAS, the City Council finds it is in the best interest of the municipality and the general health, safety and welfare of the public that this Ordinance should be passed;

NOW, THEREFORE, IT IS HEREBY ORDAINED BY THE BOUNTIFUL CITY COUNCIL AS FOLLOWS:

Section 1. Ordinance Amendment. Section 5-10-108 of the Bountiful City Code is hereby amended as follows:

5-10-108. Fireworks Restrictions.

(1) Within the limits of the City of Bountiful east of Bountiful Boulevard, and, north of 400 North, east of 900 East:

(a) The discharge of class C common fireworks is prohibited at all times.

(2) Due to hazardous environmental conditions, the discharge of fireworks is prohibited at all times in the following areas of Bountiful City until December 29th, 2026:

(a) East of 400 East from Pages Lane to 500 South;

(b) East of Orchard Drive from 500 South to the North Salt Lake border.

(c) Fireworks are prohibited in any other areas designated by South Davis Metro Fire Agency officials.

(3) Campfires and other fires are allowed only in an approved fire pit designed and installed by the Forest Service or the City. No homemade or makeshift fire pits are allowed. The restrictions of this Section do not apply to residential structures or improved fire pits adjacent to a residential structure.

(4) This Section does not apply to Bountiful City's annual public fireworks display because of adequate fire prevention preparations.

(5) This Section shall not expire until rescinded or amended by the City Council.

(6) In other parts of the City where not prohibited by this Section, the possession, display or discharge of Class C common state approved fireworks is permitted only as provided by State law. Any other possession, display or discharge is prohibited.

(7) It is unlawful to negligently discharge class C common state approved explosives, in such a manner as to cause, or to recklessly risk causing, a fire or injury to people or property.

(8) This ordinance shall not limit the authority of the Fire Chief or Fire Marshal to at any time issue emergency decrees or order fireworks and/or other fire restrictions depending upon conditions or needs.

(9) Fireworks possessed, sold or offered for sale in violation of this Ordinance may be seized and destroyed and the license of the person selling or offering fireworks for sale may be revoked.

(10) All terms relating to fireworks used in this Ordinance shall have the same meaning as defined in Utah Code § 53-7-202 of the Utah Fire Prevention Act.

(11) A violation of this Section is a class "B" misdemeanor.

Section 2. Effective Date. This Ordinance shall become effective immediately upon passage.

Adopted by the City Council of Bountiful, Utah, this 12th day of May 2026.

Kate Bradshaw, Mayor

Attest:

Sophia Ward, City Recorder



— ★ STATE OF UTAH ★ —

FIREWORKS

SALES & DISCHARGE DATES



Consumer fireworks discharge is permitted between **11:00 AM** and **11:00 PM** except as noted:

| HOLIDAY / OCCASION | DISCHARGE DATES & SPECIAL HOURS |
|--|--|
|  CHINESE NEW YEAR |  February 16 (11:00 AM) – February 17 (1:00 AM) |
|  INDEPENDENCE DAY |  July 2 – July 5 <i>(Hours extended to Midnight on July 4)</i> |
|  PIONEER DAY |  July 22 – July 25 <i>(Hours extended to Midnight on July 24)</i> |
|  NEW YEAR'S EVE |  December 31 (11:00 AM) – January 1 (1:00 AM) |

 **PERMITTED SALES DATES:**
June 24 – July 25, December 29 – December 31, and the Chinese New Year's Eve window.

 **VIEW LOCAL MUNICIPAL FIREWORKS RESTRICTIONS** |  Visit www.bountifulutah.gov for more information.

Please use fireworks responsibly and help keep our community safe!



South Davis Metro Fire Service Area

Proudly Serving the Communities of

Bountiful - Centerville - Davis County - North Salt Lake - West Bountiful - Woods Cross

Jeff Larsen, Interim Fire Chief

April 13, 2026.

Mr. Hill:

After reviewing firework restricted areas within Bountiful City, we continue to see areas of concern regarding hazardous environmental conditions. I have determined these areas meet outlined criteria listed in Utah Code 15A-5-202.5(b). As we approach the summer months, these areas are expected to become increasingly dry, heightening the risk of fire. Recent years of increased spring precipitation followed by the recent lack of snow fall, have also led to a buildup of flash fuels along with previous years undergrowth, further elevating the threat of wildland urban-interface fires. Given the location and historical conditions of these areas, as shown on the accompanying map, the use of ignition sources—including fireworks, lighters, matches, and sky lanterns—should be strictly prohibited within the designated restricted zone.

It is my recommendation that the discharge of fireworks, and previously mentioned ignition sources remain prohibited in the city of Bountiful, East of Orchard Drive, from the North Salt Lake City Boundary to 500 South, continuing on 400 East to the Centerville City Boundary, as described on the attached map.

Campfires and all other open flame fires are allowed only in an approved fire pit designed and installed by the forest service or the city. Residential fire pits are regulated under the direction of IFC 307.4.2 may be no closer than 25 feet from a structure or combustibles, must be attended at all times and have an extinguishing source available, IFC 307.5. Portable open flame fire pits can be no closer than 15 feet from a structure or combustibles, IFC 307.4.3.

Please note that exemptions are granted for the Bountiful City Handcart Days public fireworks display, due to onsite prepositioned fire resources, fire prevention measures based upon an inspected permitted display and certified fireworks operator.

Respectfully,

A handwritten signature in black ink, appearing to read 'Jeff Larsen', written over the word 'Respectfully'.

Jeff Larsen

Interim Fire Chief

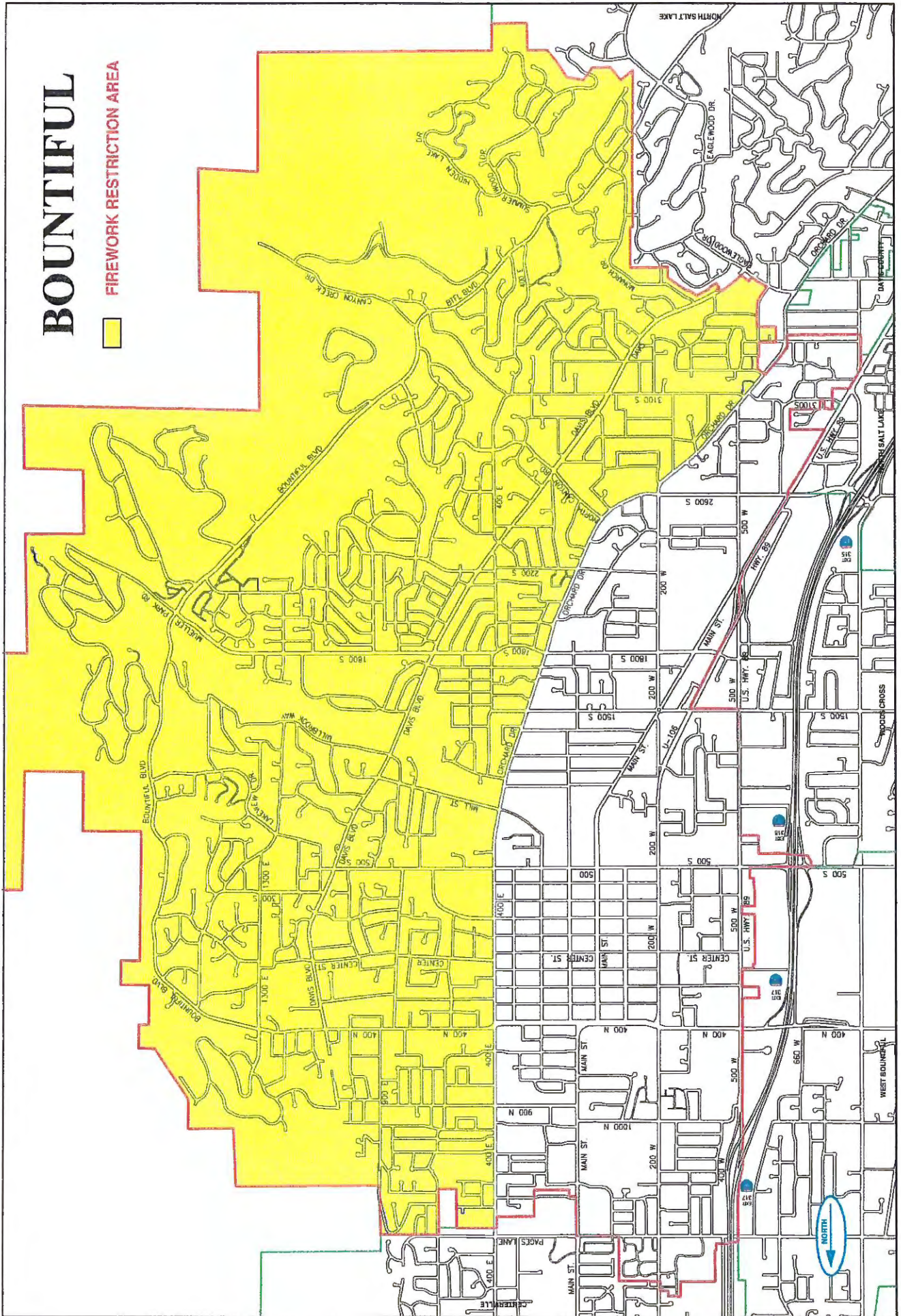
South Davis Metro Fire Service Area

Board of Trustees: *Kate Bradshaw – Clark Wilkinson – Bob Stevenson – Brian Horrocks –
Ken Romney – Ryan Westergard*

P.O. Box 1547 • Bountiful, Utah 84011 • 801-677-2400 • Fax 801-677-0166

BOUNTIFUL

 FIREWORK RESTRICTION AREA



City Council Staff Report



Subject: Lease Amendment
Author: Bradley Jeppsen
Dept: City Attorney
Date: May 12, 2026

Background

In October 2006, the City of Bountiful entered into an Option and Site Lease Agreement with T-Mobile West LLC (formerly T-Mobile West Corporation) for a telecommunications facility located near 3830 South Bountiful Boulevard .

T-Mobile has requested approval of a First Amendment to the Lease to allow for modifications to its existing antenna facilities and to update certain lease terms.

Analysis

The amendment allows the City to increase revenue from the site while maintaining control over future modifications through City review. The proposed rent is consistent with current market conditions for similar telecommunications facilities.

Facility Modifications: T-Mobile is authorized to modify its existing antenna facilities to slightly increase the footprint, with future modifications subject to City review and approval

Rent Increase: Monthly rent will increase from \$1050 to \$2,000 per month, beginning 30 days after construction of the modifications begins.

Escalation: Rent will increase by 15% at the beginning of each renewal term .

Term Extension: The lease term is extended through December 3, 2031, with five additional five-year renewal terms .

Department Review

This Staff Report was prepared by the City Attorney and reviewed by the City Manager.

Recommendation

It is recommended that the City Council adopt Resolution 2026-09 approving the First Amendment to the Option and Site Lease Agreement with T-Mobile West LLC and authorizing the Mayor to execute the Amendment.

Attachments

- a. Amendment # 1
- b. Resolution 2026-09

FIRST AMENDMENT OPTION AND SITE LEASE AGREEMENT

This First Amendment to Lease Agreement (“**Amendment**”) is made effective the ____ day of _____, by and between T-Mobile West LLC, a Delaware limited liability company formerly known as T-Mobile West Corporation (“**Lessee**”), and City of Bountiful (“**Lessor**”). Lessor and Lessee are collectively referred to herein as the “**Parties.**”

RECITALS

WHEREAS, Lessor’s and Lessee’s predecessors in interest entered into that certain Option And Site Lease Agreement effective October 2006, (collectively, the “**Lease**”), pursuant to which Lessee is leasing space for a telecommunications facility at 3830 S Bountiful Blvd, Bountiful, UT 8401012 (as more fully described in the Lease, the “**Premises**”). Lessee and Lessor now wish to further amend the Lease as set forth below.

AGREEMENT

NOW, THEREFORE, for good and valuable consideration, the receipt and sufficiency of which is hereby acknowledged, the Parties agree as follows:

1. The foregoing Recitals are expressly made a part of this Amendment and are incorporated herein by this reference. All capitalized terms used but not defined herein shall have the same meaning as in the Lease.
2. Tenant will have the right to modify its Antenna Facilities as described and depicted on Exhibit A, which is attached hereto and by this reference incorporated herein, and Landlord hereby consents to and approves of the modifications described and depicted on Exhibit A in all respects. Any future equipment or antenna modifications beyond those specifically depicted in Exhibit A shall require review and written approval from the City’s Engineering or Planning Department, which will not be unreasonably withheld.
3. The following is added to 6 of the Lease: “As additional consideration for the modification and other rights set forth in the First Amendment, starting on the date that is thirty (30) days after the start of construction of the modifications to the Antenna Facilities, monthly Rent will be increased to \$2,000.00 Monthly, partial months to be prorated.” Rent shall increase by fifteen percent (15%) at the beginning of each renewal term of the Lease is hereby extended to midnight on 12/03/2031 (the “**Current Term**”), and Lessee shall have the right to extend this Lease for five (5) additional five-year terms (each, a “**Renewal Term**”), respectively, on the same terms and conditions as set forth in the Lease except as amended. The Lease shall automatically renew for each Renewal Term
4. Lessee’s addresses for notice purposes in section 9 of the Lease are hereby deleted and replaced with the following:

T-Mobile USA,
Inc. 12920 SE
38th Street
Bellevue, WA
98006
Attn: Lease Compliance/Site No. SL01247

- 5. Each person signing this Amendment on behalf of Lessor or Lessee represents that he or she is duly authorized to sign this Amendment and to bind the Party on behalf of which such person is signing. If there is a conflict between the Lease and this Amendment, this Amendment shall prevail.
- 6. Lessor warrants and represents that the consent or approval of no third party, including, without limitation, a lender, is required with respect to Lessor's execution of this First Amendment, or if any such third party consent or approval is required, Lessor has obtained any and all such consents or approvals.
- 7. The lease remains in full force and effect as amended by this Amendment and is hereby ratified and confirmed by the Parties.
- 8. This First Amendment may be executed in any number of counterparts, each of which shall be deemed an original, but all of which together shall constitute a single instrument. Signed facsimile and electronic copies of this Amendment shall legally bind the parties to the same extent as original documents.

IN WITNESS WHEREOF, the Parties hereto have caused this Amendment to be executed by their duly authorized representatives as of the date first written above.

Lessee:

T-Mobile West LLC, a Delaware limited liability Company

By: Eamon O'Leary
DocuSigned by:
9F63D2A9B2D94C7...

Name: Eamon O'Leary

Title: Sr Dir Network

4/17/2026

Lessor:

City of Bountiful

By: _____

Name: _____

Title: _____



^{DS}
MG

CLIENT
T-Mobile
 264 W. 12300 S.
 DRAPER, UTAH 84020

CONSULTANT
COAL CREEK CONSULTING
 8263 N. HAYDEN RD., STE. 206
 SCOTTSDALE, ARIZONA 85258
 PHONE: (480) 429-0533

ENGINEER OF RECORD

 SEAL

PRELIMINARY NOT FOR CONSTRUCTION OR RECORDATION

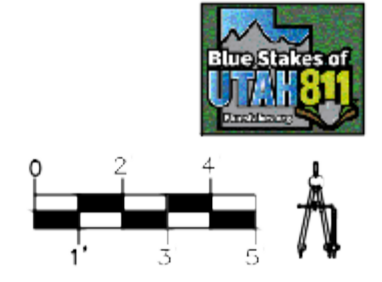
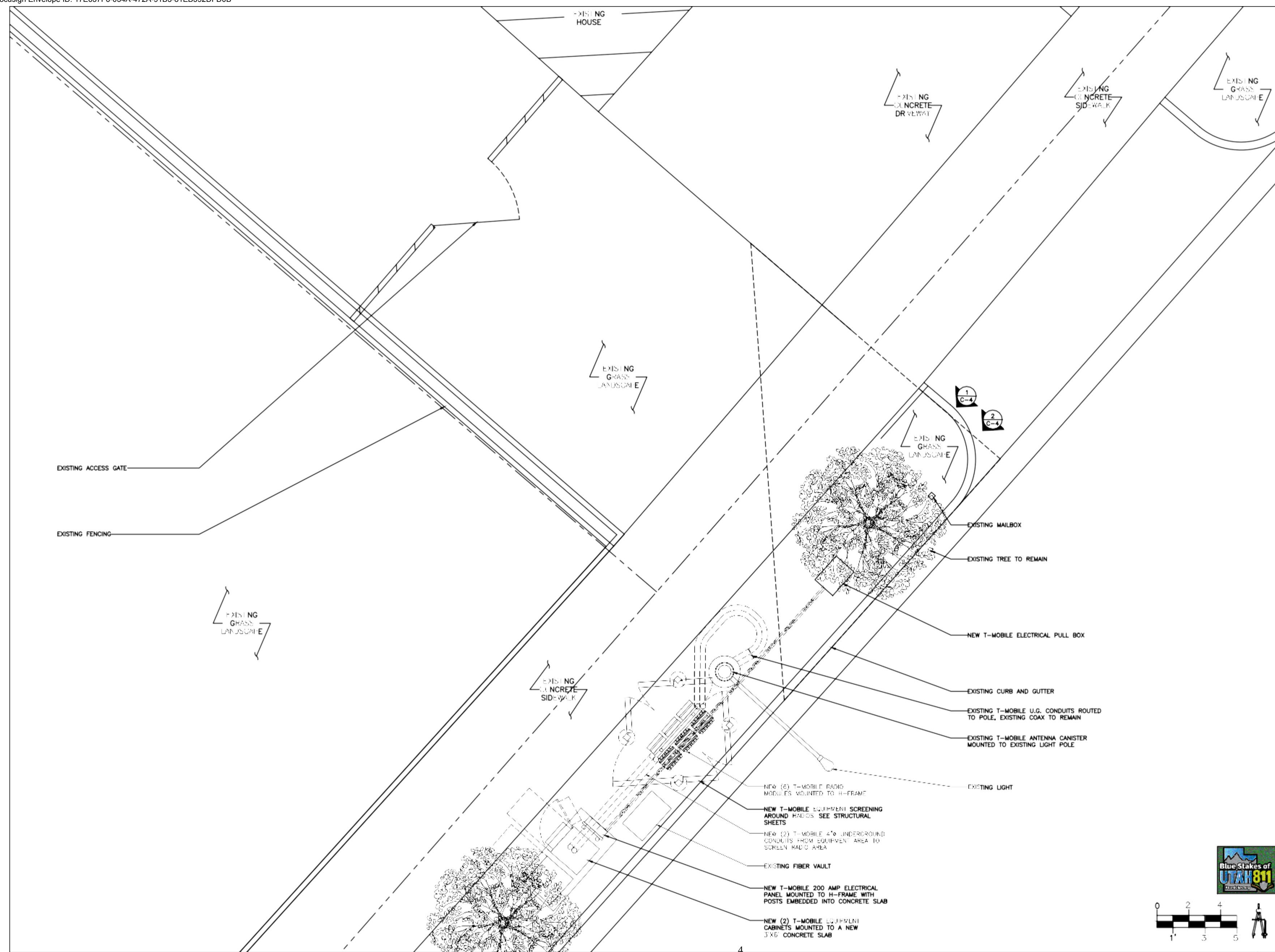
| NO. | DATE | DESCRIPTION | BY |
|-----|----------|-------------|-----|
| 1 | 02/25/25 | REVIEW | URK |
| 2 | 05/09/25 | REVISION 1 | SPE |

PROJECT INFORMATION
 JOB: 13-421-04
SL01247A
BOUNTIFUL BLVD
LIGHT POLE
 3840 SOUTH BOUNTIFUL BLVD.
 BOUNTIFUL, UTAH 84010

SHEET TITLE
ENLARGED SITE PLAN

JURISDICTIONAL APPROVAL

 SHEET NUMBER



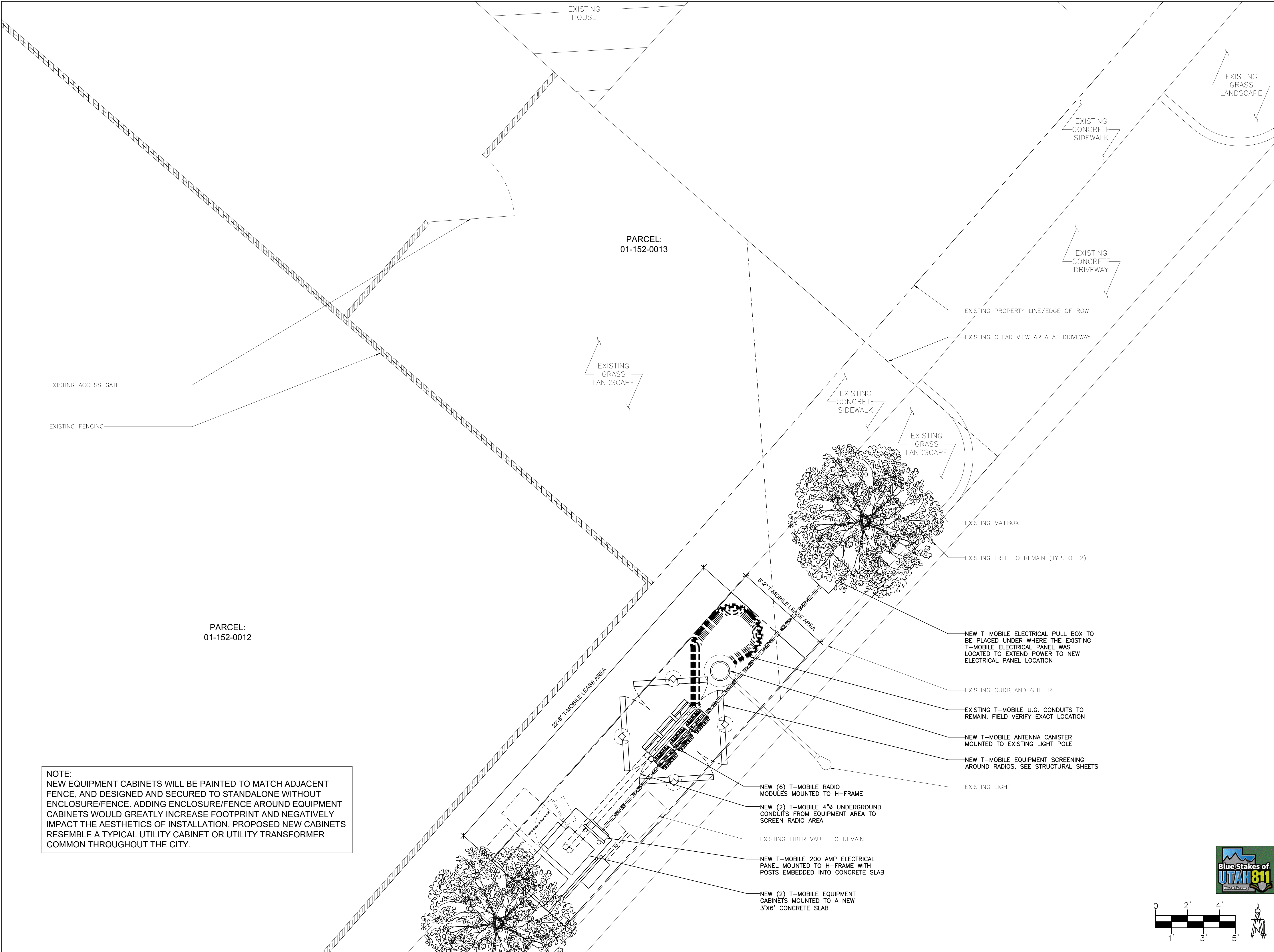
RFDS VER: 3 DATED 02/06/2025 AT 1:36:24 PM

ENLARGED SITE PLAN

N

SCALE: 3/8" = 1'-0" 1

C-2.1



PARCEL:
01-152-0013

PARCEL:
01-152-0012

NOTE:
 NEW EQUIPMENT CABINETS WILL BE PAINTED TO MATCH ADJACENT FENCE, AND DESIGNED AND SECURED TO STANDALONE WITHOUT ENCLOSURE/FENCE. ADDING ENCLOSURE/FENCE AROUND EQUIPMENT CABINETS WOULD GREATLY INCREASE FOOTPRINT AND NEGATIVELY IMPACT THE AESTHETICS OF INSTALLATION. PROPOSED NEW CABINETS RESEMBLE A TYPICAL UTILITY CABINET OR UTILITY TRANSFORMER COMMON THROUGHOUT THE CITY.

CLIENT
T-Mobile
 19807 NORTH CREEK PKWY
 BOTHELL, WA 98011

CONSULTANT
COAL CREEK CONSULTING
 8283 N. HAYDEN RD., STE 258
 SCOTTSDALE, ARIZONA 85258
 PHONE: (480) 429-0533

ENGINEER OF RECORD
ADN ENGINEERING
 1337 E. DESERT FLOWER LANE
 PHOENIX, AZ 85048
 PHONE: (480) 213-8524

SEAL

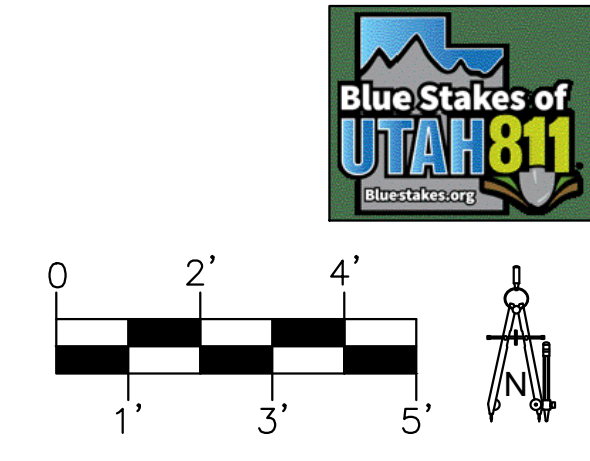
| NO. | DATE | DESCRIPTION | BY |
|-----|----------|-------------|-----|
| 0 | 03/03/26 | REVIEW | DRK |
| | | | |
| | | | |
| | | | |

PROJECT INFORMATION
 JOB: 13-421-04
SL01247A
BOUNTIFUL BLVD
LIGHT POLE
 3840 SOUTH BOUNTIFUL BLVD.
 BOUNTIFUL, UTAH 84010

SHEET TITLE
LEASE EXHIBIT
SITE PLAN

JURISDICTIONAL APPROVAL

SHEET NUMBER
LE



T-Mobile

SITE #: SL01247A
SITE NAME: BOUNTIFUL BLVD LIGHT POLE
STATE: UTAH
COUNTY: DAVIS COUNTY
DESIGN TYPE: ANCHOR
RAN TEMPLATE: 5C3998G 6160 (GSM ON 6630)

CLIENT
T-Mobile
 19807 NORTH CREEK PKWY
 BOTHELL, WA 98011

CONSULTANT
COAL CREEK CONSULTING
 8283 N. HAYDEN RD., STE 258
 SCOTTSDALE, ARIZONA 85258
 PHONE: (480) 429-0533

ENGINEER OF RECORD
ABN ENGINEERING
 1337 E. DESERT FLOWER LANE
 PHOENIX, AZ 85048
 PHONE: (480) 213-8524

SEAL

CODE COMPLIANCE:

ALL WORK AND MATERIALS SHALL BE PERFORMED AND INSTALLED IN ACCORDANCE WITH THE CURRENT EDITIONS OF THE FOLLOWING CODES ADOPTED BY THE LOCAL GOVERNING AUTHORITIES. NOTHING IN THESE PLANS IS TO BE CONSTRUCTED TO PERMIT WORK NOT CONFORMING TO THESE CODES.

2021 INTERNATIONAL BUILDING CODE
2021 INTERNATIONAL MECHANICAL CODE
2020 NATIONAL ELECTRICAL CODE

ACCESSIBILITY REQUIREMENTS:

THIS FACILITY IS UNMANNED AND NOT FOR HUMAN HABITATION. HANDICAPPED ACCESS REQUIREMENTS ARE NOT REQUIRED IN ACCORDANCE WITH THE CURRENT INTERNATIONAL BUILDING CODE.

ENGINEERS NOTES:

- IF A DISCREPANCY ARISES BETWEEN THE DRAWINGS AND FIELD CONDITIONS, OR WHERE A DETAIL IS DOUBTFUL OF INTERPRETATION, OR AN UNANTICIPATED FIELD CONDITION IS ENCOUNTERED, THE ENGINEER SHALL BE CALLED IMMEDIATELY FOR PROCEDURE TO BE FOLLOWED. SUCH INSTRUCTIONS SHALL BE CONFIRMED IN WRITING AND DISTRIBUTED TO ALL AFFECTED PARTIES.
- THE ENGINEER WILL NOT BE RESPONSIBLE FOR CONSTRUCTION MEANS, METHODS, TECHNIQUES, SEQUENCES, PROCEDURES, SAFETY PRECAUTIONS, OR PROGRAMS UTILIZED IN CONNECTION WITH THE WORK, AND WILL NOT BE RESPONSIBLE FOR THE CONTRACTOR'S FAILURE TO CARRY OUT THE WORK IN ACCORDANCE WITH THE CONSTRUCTION DRAWING AND/OR DOCUMENTS.
- CONTRACTOR SHALL BE RESPONSIBLE FOR PROPER LAYOUT OF IMPROVEMENTS BASED UPON SETBACKS/ PROPERTY LINE LOCATION, DIMENSIONAL RELATIONSHIPS TO EQUIPMENT ARE APPROXIMATE AND ARE FOR ILLUSTRATIVE PURPOSES ONLY.
- CONTRACTOR TO MAINTAIN ALL DRAINAGE PATHS FREE FROM ANY OBSTRUCTIONS (I.E. DEBRIS AND SILT).
- CONTRACTOR TO PROVIDE POSITIVE DRAINAGE AWAY FROM EQUIPMENT.
- IF THE SPECIFIED EQUIPMENT CANNOT BE INSTALLED AS SHOWN ON THESE DRAWINGS, THE SUBCONTRACTOR SHALL PROPOSE AN ALTERNATIVE INSTALLATION FOR APPROVAL BY THE CONTRACTOR AND ENGINEER OF RECORD.
- SUBCONTRACTOR SHALL DETERMINE ACTUAL ROUTING OF CONDUIT, POWER AND T1 CABLES, GROUNDING CABLES AS SHOWN ON THE POWER, GROUNDING AND TELCO PLAN DRAWING. SUBCONTRACTOR SHALL UTILIZE EXISTING TRAYS AND/OR SHALL ADD NEW TRAYS AS NECESSARY. SUBCONTRACTOR SHALL CONFIRM THE ACTUAL ROUTING WITH THE CONTRACTOR. ROUTING OF TRENCHING SHALL BE APPROVED BY CONTRACTOR

UTILITY NOTES:

- IT SHALL BE THE CONTRACTORS RESPONSIBILITY TO CONTACT BLUESTAKE AT LEAST TWO FULL WORKING DAYS (48 HOURS) PRIOR TO BEGINNING OF ANY EXCAVATING.
- IT SHALL BE THE CONTRACTORS RESPONSIBILITY TO LOCATE ALL STRUCTURES, UNDERGROUND PIPELINES, ELECTRIC AND TELEPHONE CONDUITS, EITHER SHOWN OR NOT SHOWN ON THE PLANS PRIOR TO ANY CONSTRUCTION, AND TO OBSERVE ALL POSSIBLE PRECAUTIONS TO AVOID ANY DAMAGE TO THESE FACILITIES. THE ENGINEERING AND/OR DEVELOPER WILL NOT GUARANTEE ANY ELEVATIONS OR LOCATIONS OF EXISTING UNDERGROUND UTILITIES SHOWN ON THESE PLANS.
- CONTRACTOR TO VERIFY LOCATION AND ELEVATION OF ALL UTILITY CONNECTIONS.

PROJECT SUMMARY

SITE ADDRESS:
3840 S. BOUNTIFUL BLVD.
BOUNTIFUL, UTAH 84010

PROPERTY OWNER:
BOUNTIFUL CITY
795 SOUTH MAIN ST.
BOUNTIFUL, UTAH 84010

PARCEL: 011520013 AND R.O.W.
JURISDICTION: CITY OF BOUNTIFUL
LAT: 40.84731494
LONG: -111.873602

PROJECT DESCRIPTION

T-MOBILE PROPOSES TO:

EXISTING (6) EXISTING COAX CABLES TO BE RE-USED
 REMOVE (1) EXISTING TREE AND ROOTS
 REMOVE EXISTING ELECTRICAL PANEL
 REMOVE (2) EXISTING EQUIPMENT CABINETS
 REMOVE EXISTING CONCRETE SLABS
 REMOVE (3) EXISTING TMA'S AND JUNCTION BOX
 REMOVE EXISTING ANTENNA CANISTER AND ANTENNA
 ADD A NEW ELECTRICAL JUNCTION BOX
 ADD A NEW ELECTRICAL CONDUIT TO NEW ELECTRICAL PANEL
 ADD A NEW H-FRAME FOR ELECTRICAL PANEL
 ADD NEW BREAKERS IN PANEL
 ADD A NEW CONCRETE SLAB
 ADD (2) EQUIPMENT CABINETS
 ADD (2) NEW 4" CONDUITS UNDERGROUND TO RADIO MODULE LOCATION
 ADD A NEW FIBER H-FRAME
 ADD A NEW 2'x2' FIBER BOX ON H-FRAME
 ADD A NEW RADIO MOUNDLE H-FRAME
 ADD (6) RADIO MODULES TO H-FRAME
 ADD AN EQUIPMENT SCREENING ENCLOSURE WITH SWING GATES
 ADD (2) NEW 4" CONDUITS TO INTERSECT EXISTING CONDUITS
 ADD (6) COAX CABLES IN CONDUITS UP TO ANTENNA CANISTER
 ADD A NEW ANTENNA INSIDE A NEW ANTENNA CANISTER

PROJECT TEAM

PROJECT MANAGER:
T-MOBILE
264 W. 12300 S.
DRAPER, UTAH 84020
CONTACT: AMY DONER
PHONE: (801) 891-3331
EMAIL: AMY.DONER1@T-MOBILE.COM

CONSTRUCTION MANAGER:
COAL CREEK CONSULTING
8283 N. HAYDEN RD. SUITE 258
SCOTTSDALE, ARIZONA 85258
CONTACT: ADAM WILSON
PHONE (801) 920-2756

SITE ACQ. CONSULTANT:
COAL CREEK CONSULTING
8283 N. HAYDEN RD. SUITE 258
SCOTTSDALE, ARIZONA 85258
CONTACT: ANDRIANA YOUNG
PHONE: (435) 580-9612

A&E DESIGN:
COAL CREEK CONSULTING
8283 N. HAYDEN RD. SUITE 258
SCOTTSDALE, ARIZONA 85258
CONTACT: BRYAN KORTE
PHONE: (480) 204-1412

ENGINEER:
ABN ENGINEERING, LLC
CONTACT: SANDEEP A MANE, P.E., S.E.
PHONE (480) 213-8524
EMAIL:SMANE@ABNENG.COM

ELECTRICAL ENGINEER:
EXCELLENCE IN ENGINEERING
12005 ANTELOPE TRAIL
PARKER, COLORADO 80138
CONTACT: LOREN PRIEST
PHONE (303) 748-1189

SHEET INDEX

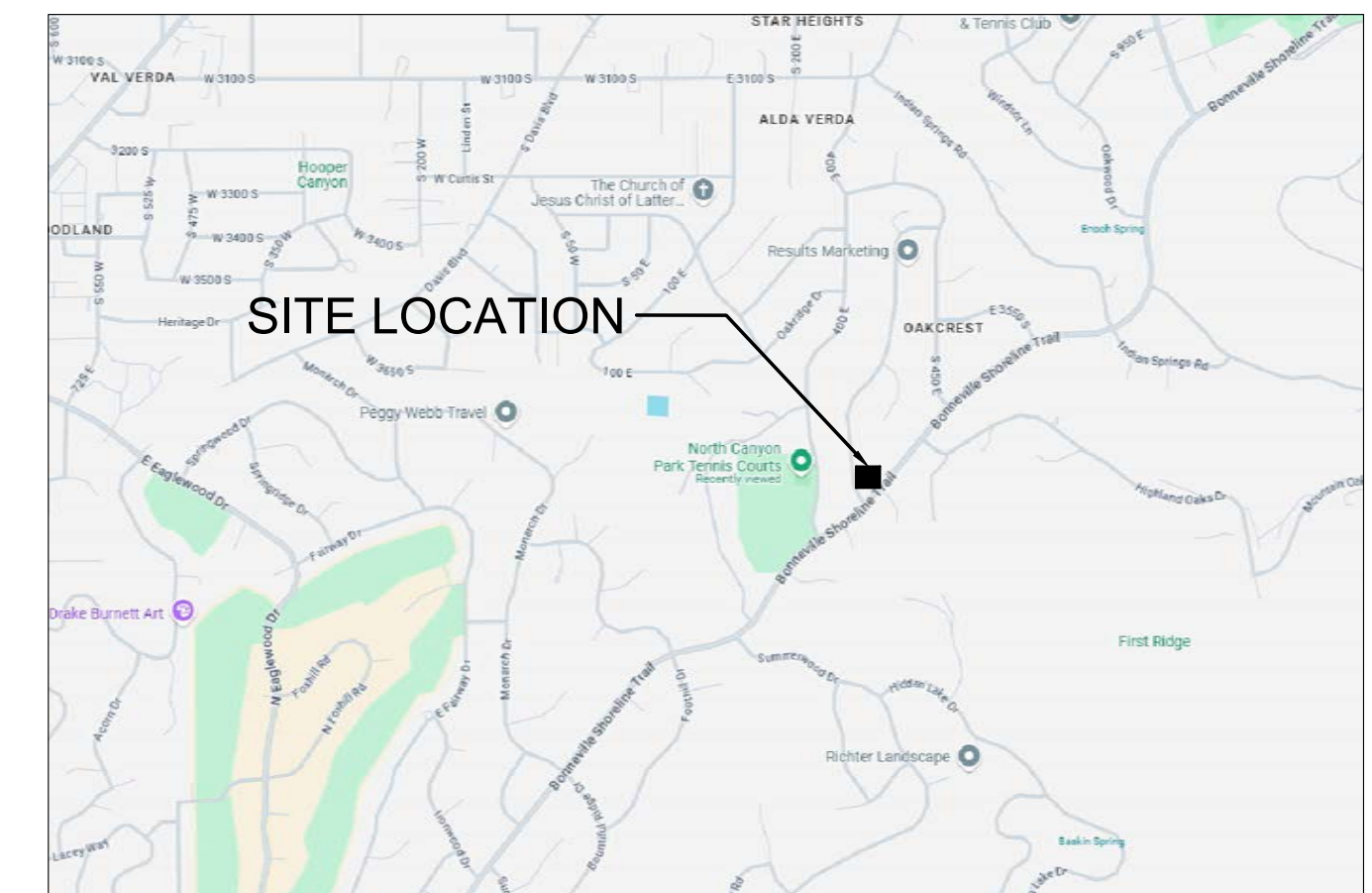
T-1 TITLE SHEET, VICINITY MAP & GENERAL INFO.

CIVIL:
 C-1 OVERALL SITE PLAN
 C-2 EXISTING SITE PLAN
 C-2.1 NEW SITE PLAN
 C-3 NEW ENLARGED EQUIPMENT AND DIMENSION PLAN
 C-3.1 EXISTING/NEW ANTENNA PLANS
 C-4 EXISTING/NEW ELEVATIONS
 C-5 DETAILS

ELECTRICAL:
 E-1 SPECS/GENERAL NOTES/LEGENDS/SHEET INDEX
 E-2 ENLARGED POWER PLAN
 E-3 ONE-LINE AND EXISTING/NEW PANEL SCHEDULE
 E-4 EQUIPMENT/ANTENNA GROUNDING PLAN AND NOTES

STRUCTURAL:
 S-1 SCREENING PLAN AND ELEVATION

VICINITY MAP



DRIVING DIRECTIONS

DIRECTIONS TO THE SITE FROM THE T-MOBILE OFFICE:
TAKE THE I-15 NORTH FOR EXIT 312 AND MERGE ONTO S. MAIN ST. (HWY 89). TURN RIGHT ON EAGLE RIDGE DR.. CONTINUE ON TO BONNEVILLE SHORELINE TRAIL. EXISTING POLE AND CABINETS ARE ON THE LEFT SIDE OF THE STREET AFTER YOU PASS HUNTINGTON DR..



| NO. | DATE | DESCRIPTION | BY |
|-----|----------|-----------------|-----|
| 4 | 09/30/25 | REVISION 3 | SPE |
| 5 | 11/07/25 | REVISION 4 | SPE |
| 6 | 11/12/25 | SUBMITTAL | SPE |
| 7 | 01/05/26 | CITY COMMENTS | SPE |
| 8 | 03/12/26 | CITY COMMENTS 2 | DRK |

PROJECT INFORMATION
 JOB: 13-421-04

**SL01247A
 BOUNTIFUL BLVD
 LIGHT POLE**

3840 SOUTH BOUNTIFUL BLVD.
 BOUNTIFUL, UTAH 84010

SHEET TITLE
**TITLE SHEET, VICINITY
 MAP & GENERAL
 INFORMATION**

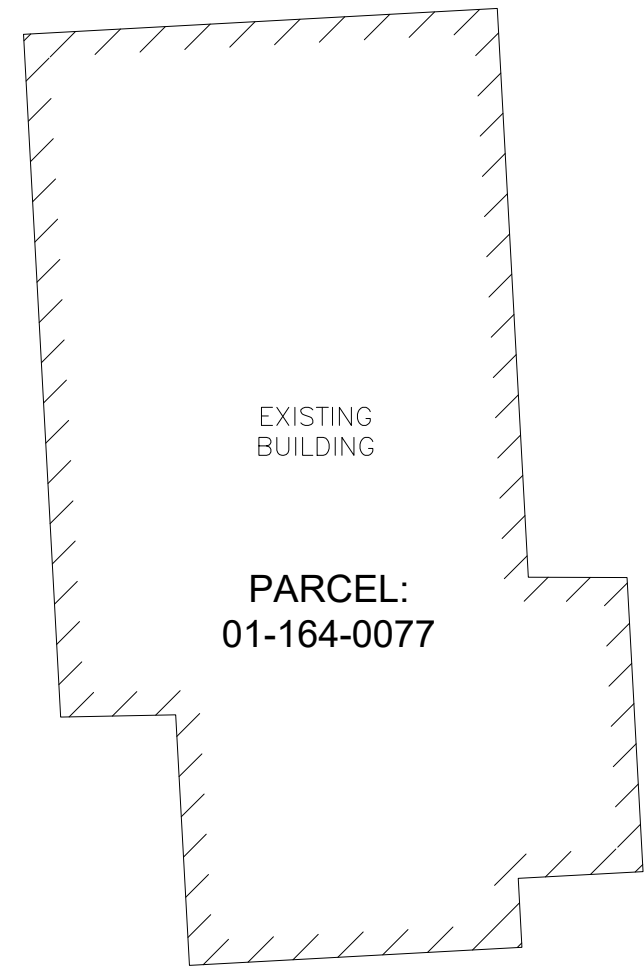
JURISDICTIONAL APPROVAL

SHEET NUMBER
T-1

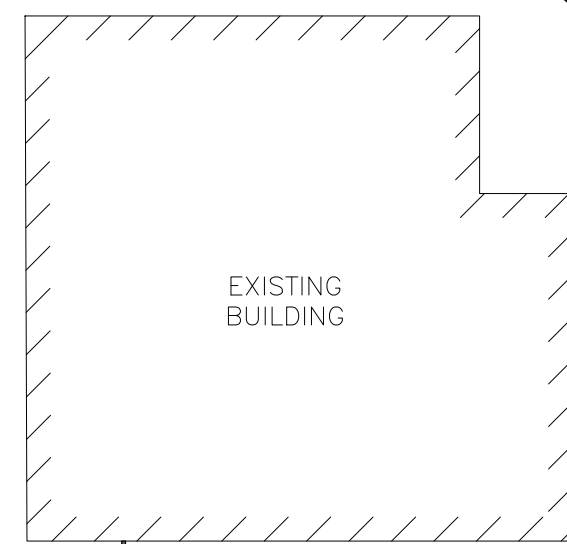
RFDS VER: 3 DATED 10/06/25 AT 11:16:44 AM

HUNTINGTON DR.

PARCEL:
01-164-0076

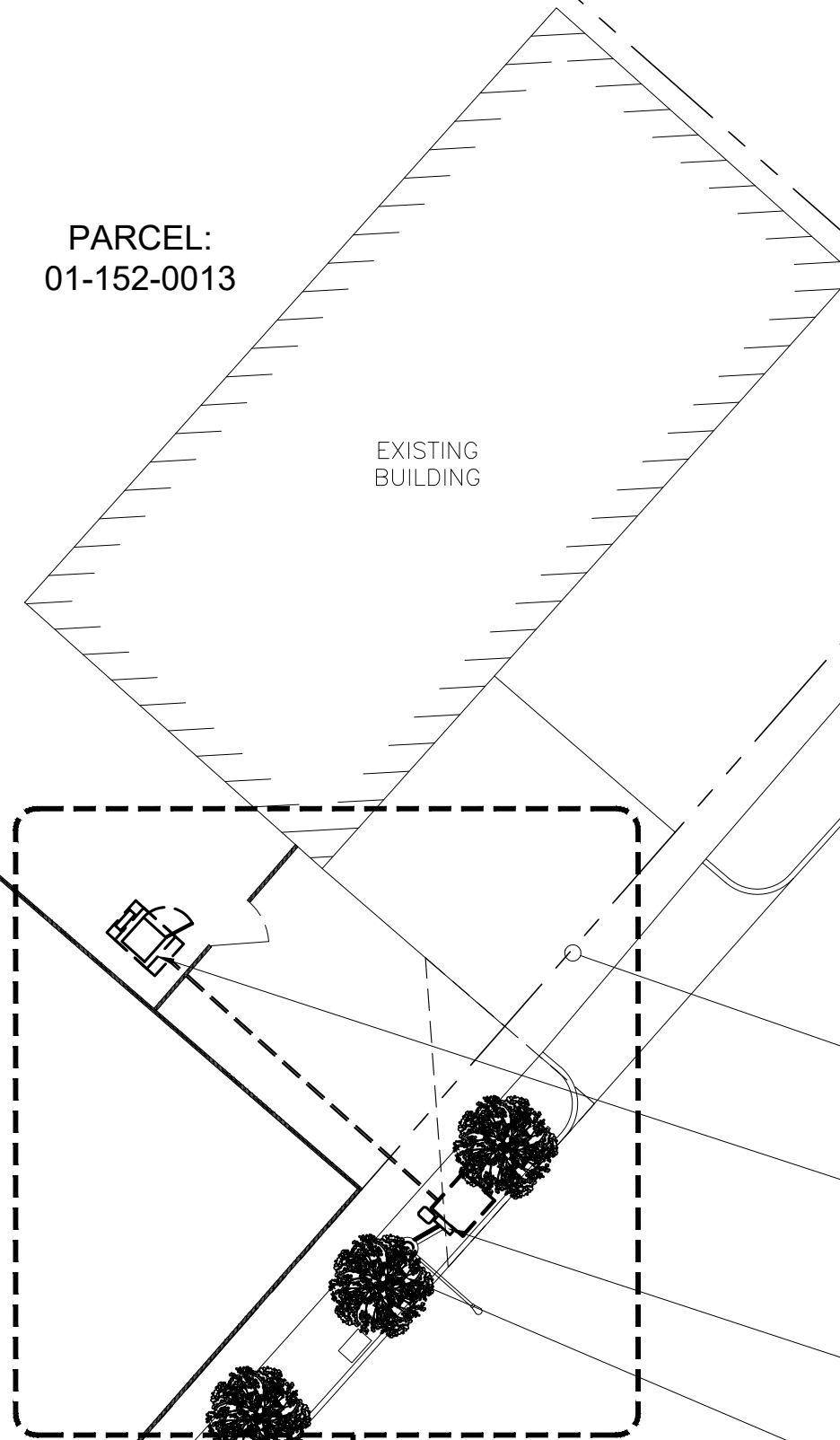


EXISTING BUILDING
PARCEL:
01-164-0077



EXISTING BUILDING
PARCEL:
01-152-0012

PARCEL:
01-152-0013



EXISTING BUILDING

1
C-2

PARCEL:
01-152-0015

BOUNTIFUL BLVD.

PARCEL:
01-152-0014

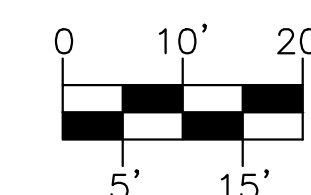
EXISTING EDGE OF R.O.W.

EXISTING (1) T-MOBILE EQUIPMENT MOUNTED
INSIDE EXISTING CONCRETE PAD

EXISTING (1) T-MOBILE EQUIPMENT MOUNTED
INSIDE EXISTING CONCRETE PAD

EXISTING T-MOBILE ANTENNA ON TOP
OF EXISTING STREET LIGHT POLE

NEWPORT CIR.



SCALE: 1/16" = 1'-0"

1

OVERALL SITE PLAN

CLIENT

T-Mobile

19807 NORTH CREEK PKWY
BOTHELL, WA 98011

CONSULTANT

**COAL CREEK
CONSULTING**


8283 N. HAYDEN RD., STE 258
SCOTTSDALE, ARIZONA 85258
PHONE: (480) 429-0533

ENGINEER OF RECORD

**Abn
ENGINEERING**

1337 E. DESERT FLOWER LANE
PHOENIX, AZ 85048
PHONE: (480) 213-8524

SEAL



| NO. | DATE | DESCRIPTION | BY |
|-----|----------|-----------------|-----|
| 4 | 09/30/25 | REVISION 3 | SPE |
| 5 | 11/07/25 | REVISION 4 | SPE |
| 6 | 11/12/25 | SUBMITTAL | SPE |
| 7 | 01/05/26 | CITY COMMENTS | SPE |
| 8 | 03/12/26 | CITY COMMENTS 2 | DRK |

PROJECT INFORMATION

JOB: 13-421-04

**SL01247A
BOUNTIFUL BLVD
LIGHT POLE**

3840 SOUTH BOUNTIFUL BLVD.
BOUNTIFUL, UTAH 84010

SHEET TITLE

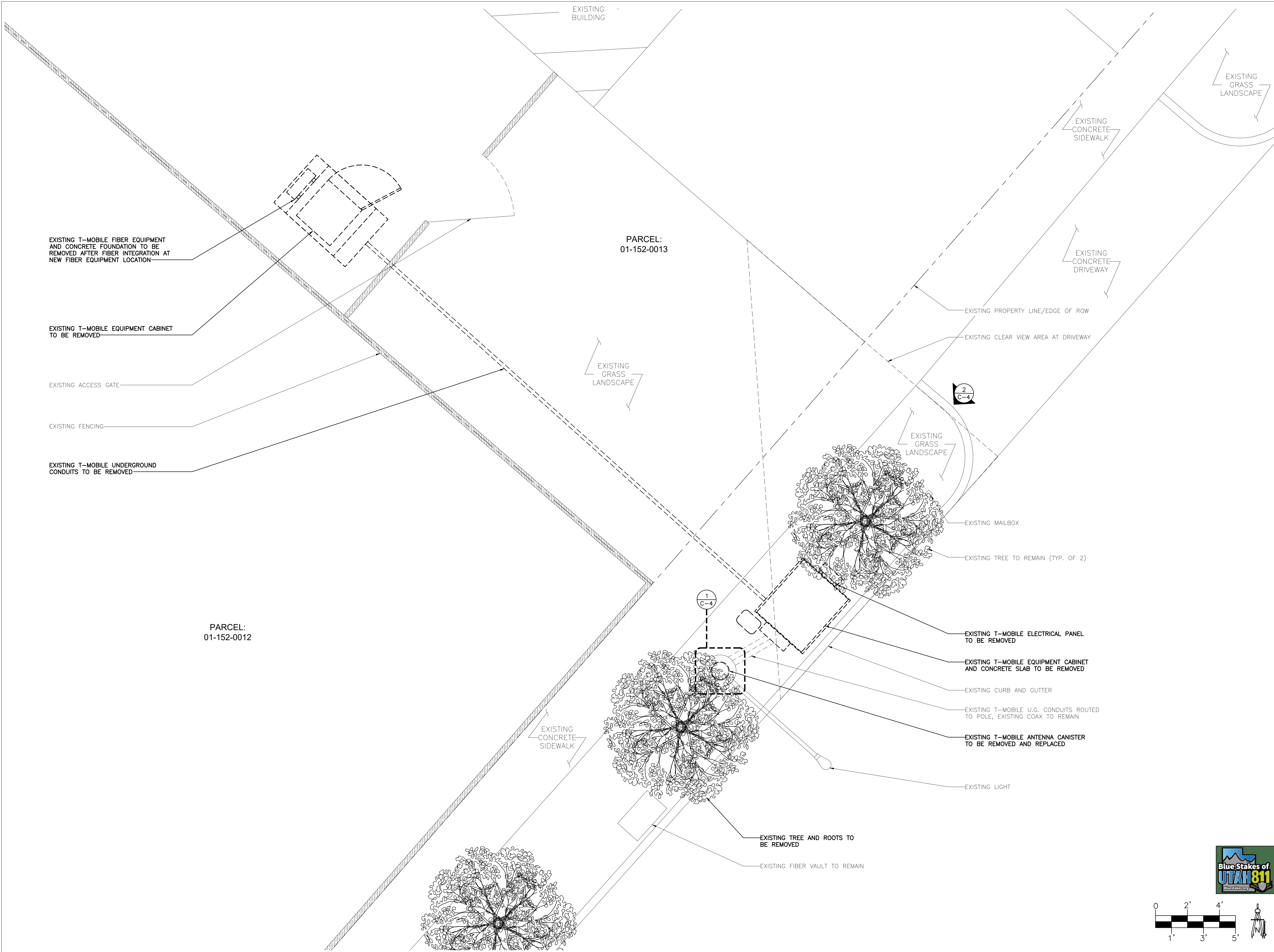
OVERALL SITE PLAN

JURISDICTIONAL APPROVAL

SHEET NUMBER

C-1


RFDS VER: 3 DATED 10/06/25 AT 11:16:44 AM



CLIENT
T-Mobile
 19807 NORTH CREEK PKWY
 BOTHELL, WA 98011

CONSULTANT
COAL CREEK CONSULTING
 8283 N. HAYDEN RD., STE 258
 SCOTTSDALE, ARIZONA 85258
 PHONE: (480) 429-0533

ENGINEER OF RECORD
Abn ENGINEERING
 1337 E. DESERT FLOWER LANE
 PHOENIX, AZ 85048
 PHONE: (480) 213-8524



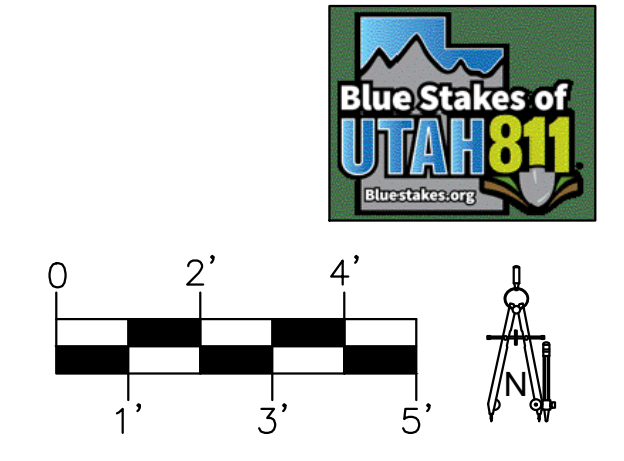
| NO. | DATE | DESCRIPTION | BY |
|-----|----------|-----------------|-----|
| 4 | 09/30/25 | REVISION 3 | SPE |
| 5 | 11/07/25 | REVISION 4 | SPE |
| 6 | 11/12/25 | SUBMITTAL | SPE |
| 7 | 01/05/26 | CITY COMMENTS | SPE |
| 8 | 03/12/26 | CITY COMMENTS 2 | DRK |

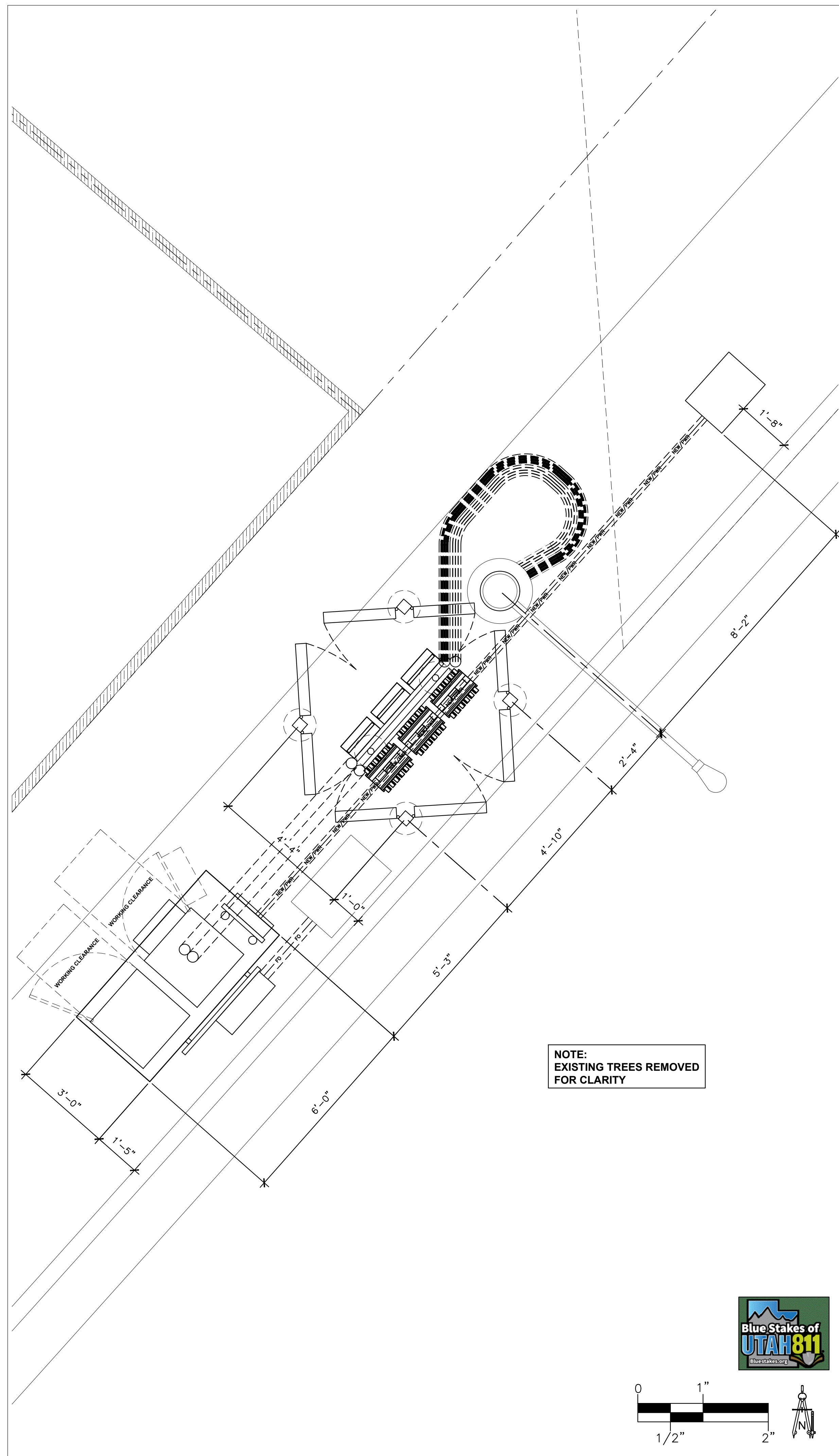
PROJECT INFORMATION
 JOB: 13-421-04
SL01247A
BOUNTIFUL BLVD
LIGHT POLE
 3840 SOUTH BOUNTIFUL BLVD.
 BOUNTIFUL, UTAH 84010

SHEET TITLE
EXISTING SITE PLAN

JURISDICTIONAL APPROVAL

SHEET NUMBER
C-2

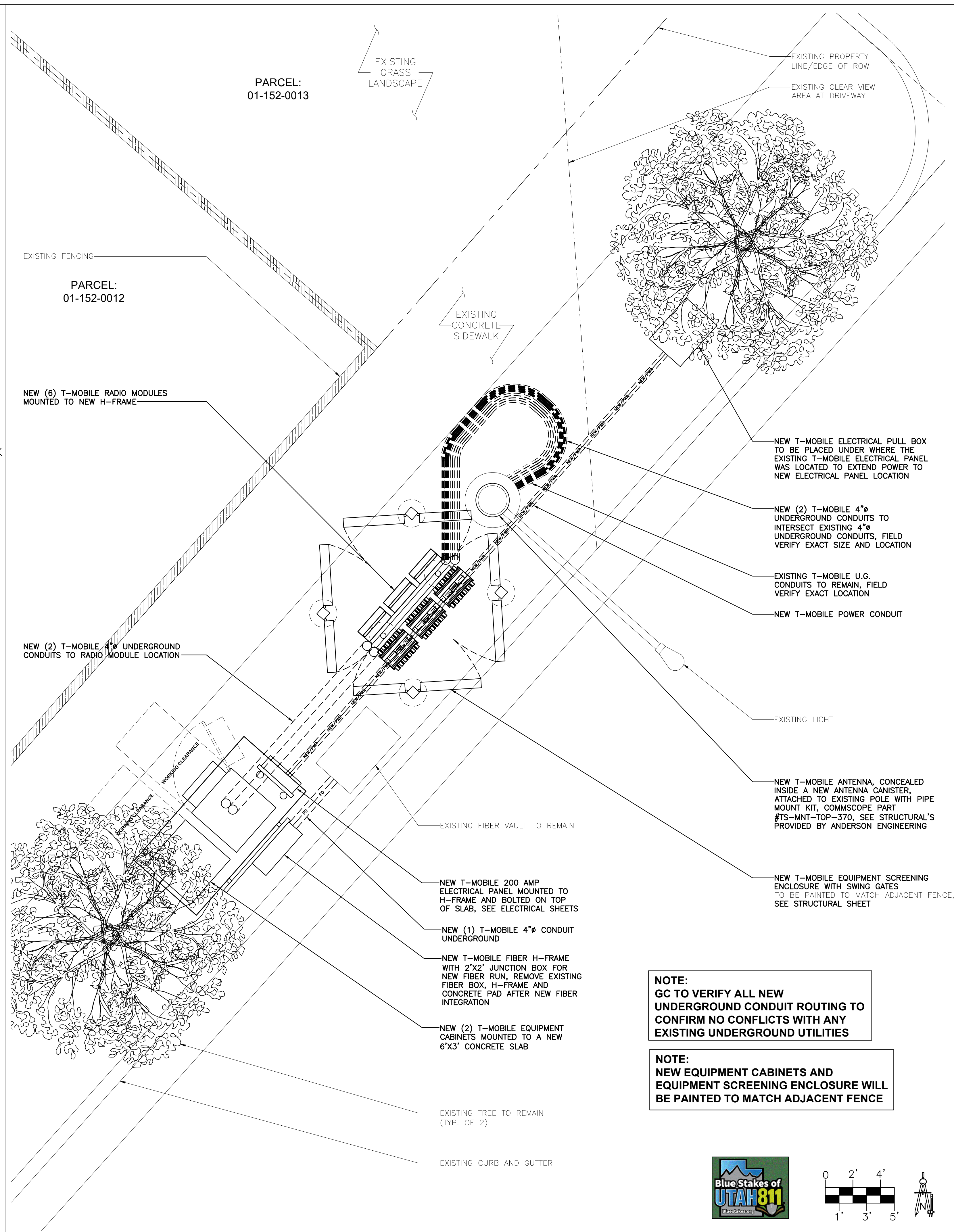




NEW ENLARGED EQUIPMENT DIMENSION PLAN

SCALE: 1" = 1'-0"

4



NEW ENLARGED EQUIPMENT PLAN

SCALE: 1/4" = 1'-0"

1

CLIENT
T-Mobile
 19807 NORTH CREEK PKWY
 BOTHELL, WA 98011

CONSULTANT
COAL CREEK CONSULTING
 8283 N. HAYDEN RD., STE 258
 SCOTTSDALE, ARIZONA 85258
 PHONE: (480) 429-0533

ENGINEER OF RECORD
Abn ENGINEERING
 1337 E. DESERT FLOWER LANE
 PHOENIX, AZ 85048
 PHONE: (480) 213-8524

SEAL

 No. 7737108-2203
 SANDEEP A. MANE
 03/14/26

| NO. | DATE | DESCRIPTION | BY |
|-----|----------|-----------------|-----|
| 4 | 09/30/25 | REVISION 3 | SPE |
| 5 | 11/07/25 | REVISION 4 | SPE |
| 6 | 11/12/25 | SUBMITTAL | SPE |
| 7 | 01/05/26 | CITY COMMENTS | SPE |
| 8 | 03/12/26 | CITY COMMENTS 2 | DRK |

PROJECT INFORMATION
 JOB: 13-421-04

**SL01247A
 BOUNTIFUL BLVD
 LIGHT POLE**

3840 SOUTH BOUNTIFUL BLVD.
 BOUNTIFUL, UTAH 84010

SHEET TITLE
**NEW ENLARGED
 EQUIPMENT AND
 DIMENSION PLAN**

JURISDICTIONAL APPROVAL


SHEET NUMBER
C-3

RFDS VER: 3 DATED 10/06/25 AT 11:16:44 AM

CLIENT
T-Mobile
 19807 NORTH CREEK PKWY
 BOTHELL, WA 98011

CONSULTANT
COAL CREEK CONSULTING
 8283 N. HAYDEN RD., STE 258
 SCOTTSDALE, ARIZONA 85258
 PHONE: (480) 429-0533

ENGINEER OF RECORD
Abn ENGINEERING
 1337 E. DESERT FLOWER LANE
 PHOENIX, AZ 85048
 PHONE: (480) 213-8524



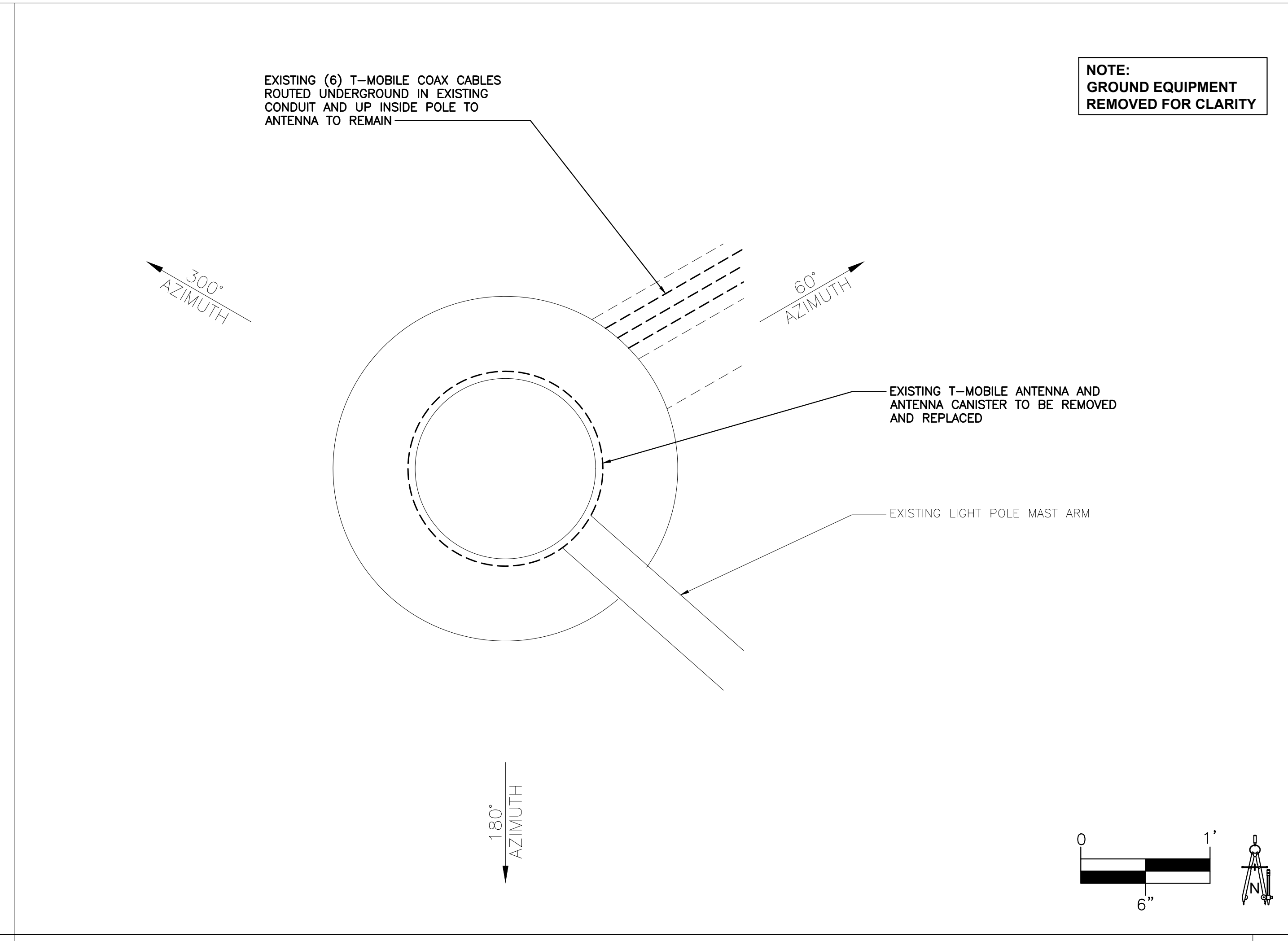
| NO. | DATE | DESCRIPTION | BY |
|-----|----------|-----------------|-----|
| 4 | 09/30/25 | REVISION 3 | SPE |
| 5 | 11/07/25 | REVISION 4 | SPE |
| 6 | 11/12/25 | SUBMITTAL | SPE |
| 7 | 01/05/26 | CITY COMMENTS | SPE |
| 8 | 03/12/26 | CITY COMMENTS 2 | DRK |

PROJECT INFORMATION
 JOB: 13-421-04
SL01247A
BOUNTIFUL BLVD
LIGHT POLE
 3840 SOUTH BOUNTIFUL BLVD.
 BOUNTIFUL, UTAH 84010

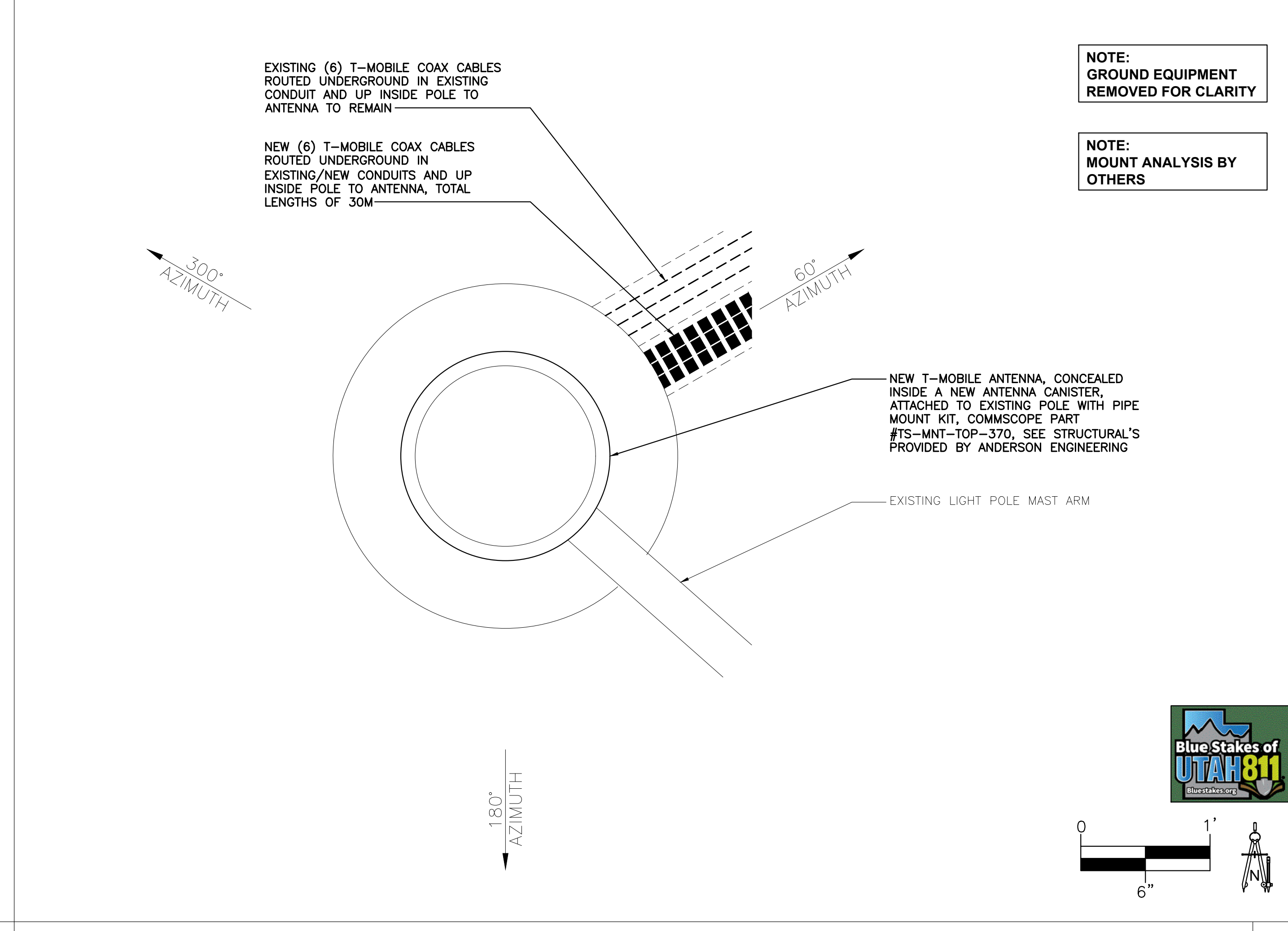
SHEET TITLE
EXISTING/NEW
ANTENNA PLANS

JURISDICTIONAL APPROVAL

SHEET NUMBER
C-3.1

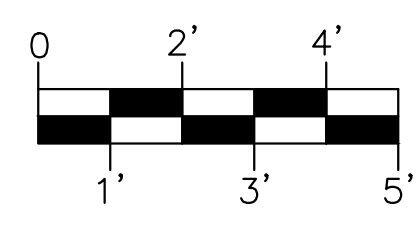
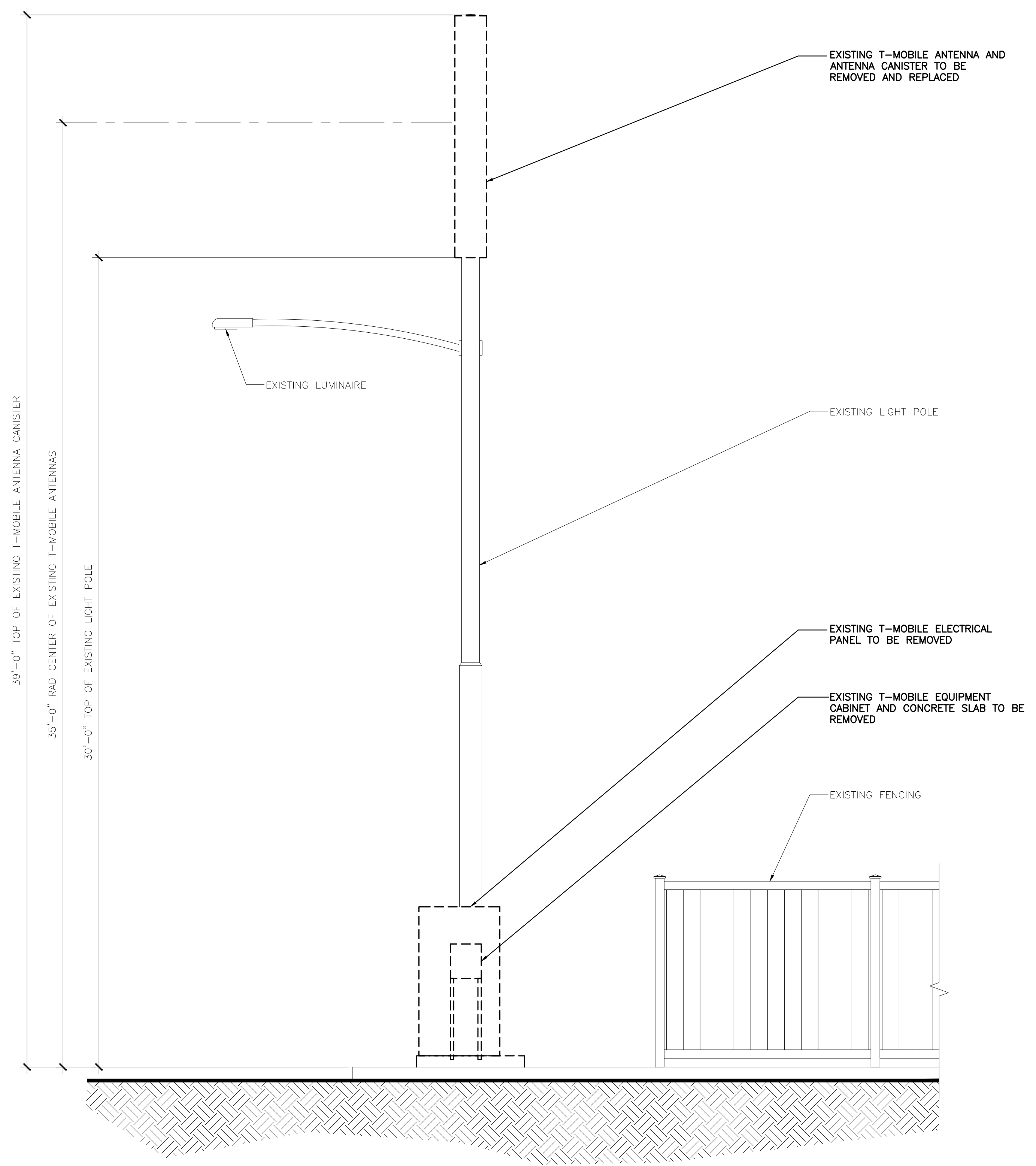


NOT USED SCALE: N.T.S. 3 EXISTING ANTENNA PLAN SCALE: 1 1/2" = 1'-0" 1



NOT USED SCALE: N.T.S. 4 NEW ANTENNA PLAN SCALE: 1 1/2" = 1'-0" 2

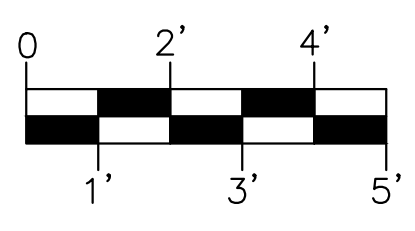
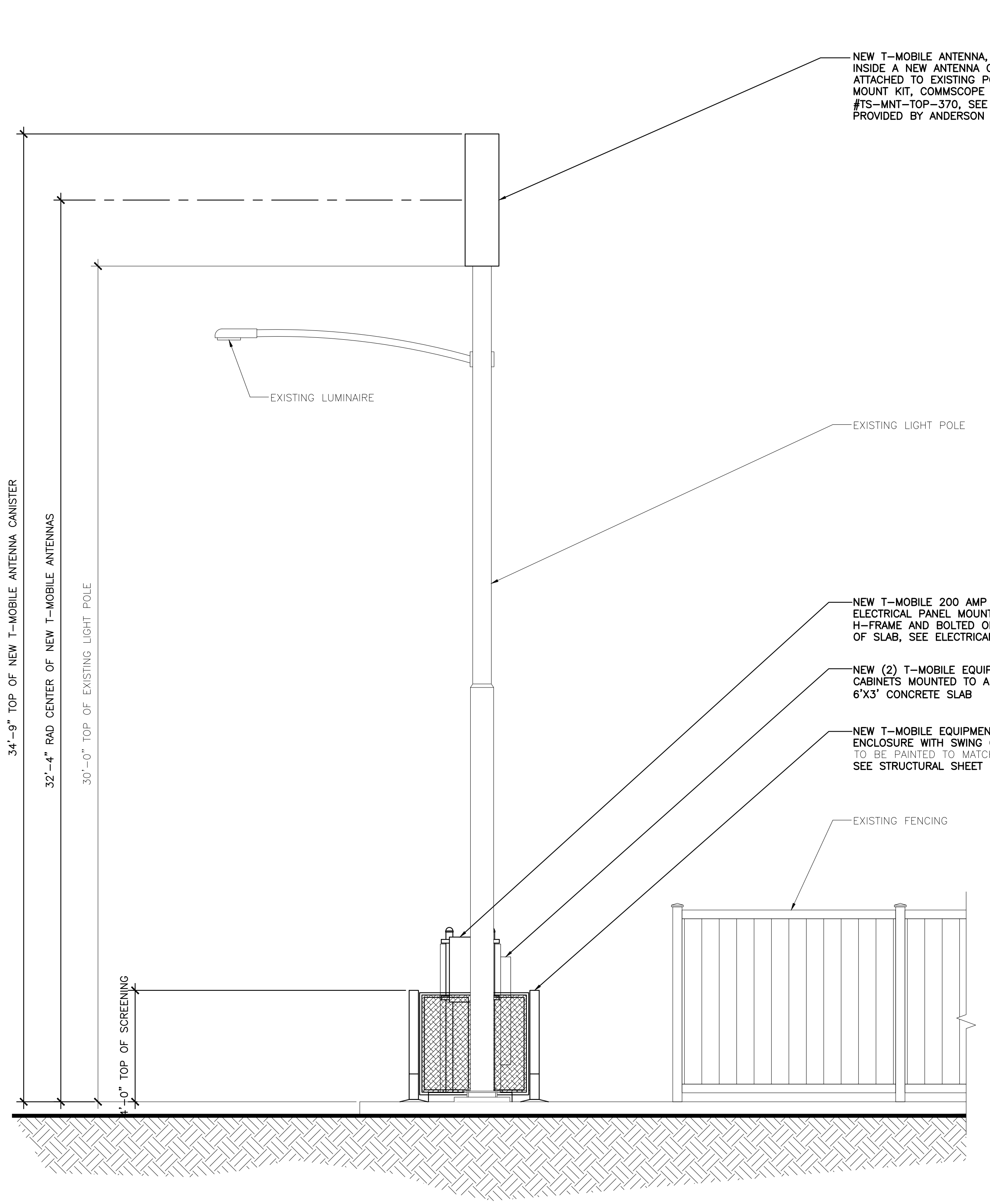
RFDS VER: 3 DATED 10/06/25 AT 11:16:44 AM



EXISTING NORTH EAST ELEVATION

SCALE: 3/8" = 1'-0"

2



NEW NORTH EAST ELEVATION

SCALE: 3/8" = 1'-0"

1

NOTE:
NEW EQUIPMENT CABINETS AND EQUIPMENT SCREENING ENCLOSURE WILL BE PAINTED TO MATCH ADJACENT FENCE

NOTES:
STRUCTURAL ANALYSIS MUST BE PERFORMED BEFORE INSTALLATION OF ANY NEW ANTENNAS. STRUCTURAL ANALYSIS PROVIDED BY OTHERS.

PAINT ALL NEW ANTENNA AND APPURTENANCES TO MATCH EXISTING SITE CONDITIONS, PER LOCAL JURISDICTION REQUIREMENTS

NEW T-MOBILE ANTENNA, CONCEALED INSIDE A NEW ANTENNA CANISTER, ATTACHED TO EXISTING POLE WITH PIPE MOUNT KIT, COMMSCOPE PART #TS-MNT-TOP-370, SEE STRUCTURAL'S PROVIDED BY ANDERSON ENGINEERING

NEW T-MOBILE 200 AMP ELECTRICAL PANEL MOUNTED TO H-FRAME AND BOLTED ON TOP OF SLAB, SEE ELECTRICAL SHEETS
NEW (2) T-MOBILE EQUIPMENT CABINETS MOUNTED TO A NEW 6'X3' CONCRETE SLAB
NEW T-MOBILE EQUIPMENT SCREENING ENCLOSURE WITH SWING GATES TO BE PAINTED TO MATCH ADJACENT FENCE, SEE STRUCTURAL SHEET

CLIENT
T-Mobile
19807 NORTH CREEK PKWY
BOTHELL, WA 98011

CONSULTANT
COAL CREEK CONSULTING
8283 N. HAYDEN RD., STE 258
SCOTTSDALE, ARIZONA 85258
PHONE: (480) 429-0533

ENGINEER OF RECORD
Adn ENGINEERING
1337 E. DESERT FLOWER LANE
PHOENIX, AZ 85048
PHONE: (480) 213-8524

SEAL

| NO. | DATE | DESCRIPTION | BY |
|-----|----------|-----------------|-----|
| 4 | 09/30/25 | REVISION 3 | SPE |
| 5 | 11/07/25 | REVISION 4 | SPE |
| 6 | 11/12/25 | SUBMITTAL | SPE |
| 7 | 01/05/26 | CITY COMMENTS | SPE |
| 8 | 03/12/26 | CITY COMMENTS 2 | DRK |

PROJECT INFORMATION
JOB: 13-421-04
**SL01247A
BOUNTIFUL BLVD
LIGHT POLE**
3840 SOUTH BOUNTIFUL BLVD.
BOUNTIFUL, UTAH 84010

SHEET TITLE
**EXISTING/NEW
ELEVATIONS**

JURISDICTIONAL APPROVAL


SHEET NUMBER
C-4


RFDS VER: 3 DATED 10/06/25 AT 11:16:44 AM

| ANTENNA AND CABLE SCHEDULE | | | | | | | | | | |
|----------------------------|-------------|-----------------|------------|---------|----------------------|----------------------|------------|------------|--------|--|
| SECTOR | ANT. POS. # | ANTENNA TYPE | RAD CENTER | AZIMUTH | MECHANICAL DOWN TILT | ELECTRICAL DOWN TILT | CABLE TYPE | # OF LINES | LENGTH | RADIO (AT GRADE) |
| ALPHA | 1 | 3X-KVVSS-65A-R9 | 32'-4" | 60° | 0 | 2 | 7/8" COAX | 4 | 30M | ERICSSON-4460-B25+B66 ERICSSON-8863 B41 |
| BETA | 1 | 3X-KVVSS-65A-R9 | 32'-4" | 180° | 0 | 2 | 7/8" COAX | 4 | 30M | ERICSSON-4460-B25+B66 |
| GAMMA | 1 | 3X-KVVSS-65A-R9 | 32'-4" | 300° | 0 | 2 | 7/8" COAX | 4 | 30M | ERICSSON-4460-B25+B66 ERICSSON-8863 B41 |

CLIENT
T-Mobile
 19807 NORTH CREEK PKWY
 BOTHELL, WA 98011

CONSULTANT
COAL CREEK CONSULTING
 8283 N. HAYDEN RD., STE 258
 SCOTTSDALE, ARIZONA 85258
 PHONE: (480) 429-0533

ENGINEER OF RECORD

 1337 E. DESERT FLOWER LANE
 PHOENIX, AZ 85048
 PHONE: (480) 213-8524

SEAL


| NO. | DATE | DESCRIPTION | BY |
|-----|----------|-----------------|-----|
| 4 | 09/30/25 | REVISION 3 | SPE |
| 5 | 11/07/25 | REVISION 4 | SPE |
| 6 | 11/12/25 | SUBMITTAL | SPE |
| 7 | 01/05/26 | CITY COMMENTS | SPE |
| 8 | 03/12/26 | CITY COMMENTS 2 | DRK |

PROJECT INFORMATION
 JOB: 13-421-04
SL01247A
BOUNTIFUL BLVD
LIGHT POLE
 3840 SOUTH BOUNTIFUL BLVD.
 BOUNTIFUL, UTAH 84010


SHEET TITLE
DETAILS

JURISDICTIONAL APPROVAL

SHEET NUMBER
C-5

ANTENNA SCHEDULE

SCALE: N.T.S. 1



| | | | | | | | | | | | |
|----------|---------------|---|----------|---------------|---|----------|---------------|---|-------------|---------------|---|
| NOT USED | SCALE: N.T.S. | 5 | NOT USED | SCALE: N.T.S. | 4 | NOT USED | SCALE: N.T.S. | 3 | NEW ANTENNA | SCALE: N.T.S. | 2 |
|----------|---------------|---|----------|---------------|---|----------|---------------|---|-------------|---------------|---|

RFDS VER: 3 DATED 10/06/25 AT 11:16:44 AM

ELECTRICAL SPECIFICATIONS

- SUBMITTAL OF BID INDICATES CONTRACTOR IS COGNIZANT OF ALL JOB SITE CONDITIONS AND WORK TO BE PERFORMED UNDER THIS CONTRACT.
- CONTRACTOR SHALL PERFORM ALL VERIFICATION OBSERVATION TESTS, AND EXAMINATION WORK PRIOR TO THE ORDERING OF THE ELECTRICAL EQUIPMENT AND THE ACTUAL CONSTRUCTION. CONTRACTOR SHALL ISSUE A WRITTEN NOTICE OF ALL FINDINGS TO THE ARCHITECT LISTING ALL MALFUNCTIONS, FAULTY EQUIPMENT AND DISCREPANCIES.
- HEIGHTS SHALL BE VERIFIED WITH OWNER PRIOR TO INSTALLATION.
- THESE PLANS ARE DIAGRAMMATIC ONLY, FOLLOW AS CLOSELY AS POSSIBLE.
- EACH CONDUCTOR OF EVERY SYSTEM SHALL BE PERMANENTLY TAGGED IN EACH PANELBOARD, PULLBOX, J-BOX, SWITCH BOX, ETC., IN COMPLIANCE WITH OCCUPATIONAL SAFETY AND HEALTH ACT (O.S.H.A.)
- CONTRACTOR SHALL PROVIDE ALL LABOR, MATERIALS, INSURANCE, EQUIPMENT, INSTALLATION, CONSTRUCTION TOOLS, TRANSPORTATION, ETC., FOR A COMPLETE AND PROPERLY OPERATIVE SYSTEM ENERGIZED THROUGHOUT AND AS INDICATED ON DRAWINGS, AS SPECIFIED HEREIN AND/OR AS OTHERWISE REQUIRED.
- ALL MATERIALS AND EQUIPMENT SHALL BE NEW AND IN PERFECT CONDITION WHEN INSTALLED AND SHALL BE OF THE BEST GRADE AND OF THE SAME MANUFACTURER THROUGHOUT FOR EACH CLASS OR GROUP OF EQUIPMENT. MATERIALS SHALL BE LISTED AND APPROVED BY UNDERWRITER'S LABORATORY AND SHALL BEAR THE INSPECTION LABEL "J" WHERE SUBJECT TO SUCH APPROVAL. MATERIALS SHALL MEET WITH APPROVAL OF THE DIVISION OF INDUSTRIAL SAFETY AND ALL GOVERNING BODIES HAVING JURISDICTION. MATERIALS SHALL BE MANUFACTURED IN ACCORDANCE WITH APPLICABLE STANDARDS ESTABLISHED BY ANSI, NEMA & NBFU.
- CONTRACTOR SHALL CARRY OUT HIS WORK IN ACCORDANCE WITH ALL GOVERNING STATE, COUNTY AND LOCAL CODES AND O.S.H.A.
- CONTRACTOR SHALL SECURE ALL NECESSARY BUILDING PERMITS
- COMPLETE JOB SHALL BE GUARANTEED FOR A PERIOD OF ONE (1) YEAR AFTER THE DATE OF JOB ACCEPTANCE BY OWNER. ANY WORK, MATERIAL OR EQUIPMENT FOUND TO BE FAULTY DURING THAT PERIOD SHALL BE CORRECTED AT ONCE, UPON WRITTEN NOTIFICATION, AT THE EXPENSE OF THE CONTRACTOR.
- ALL CONDUIT ONLY (C.O.) SHALL HAVE A PULL WIRE OR ROPE.
- PROVIDE PROJECT MANAGER WITH ONE SET OF COMPLETE ELECTRICAL "AS INSTALLED" DRAWINGS AT THE COMPLETION OF THE JOB, SHOWING ACTUAL DIMENSIONS, ROUTINGS, AND CIRCUITS.
- ALL BROCHURES, OPERATING MANUALS, CATALOGS, SHOP DRAWINGS, ETC. SHALL BE TURNED OVER TO OWNER AT JOB COMPLETION.
- USE T-TAP CONNECTIONS ON ALL MULTI-CIRCUITS WITH COMMON NEUTRAL CONDUCTOR FOR LIGHTING FIXTURE.
- ALL CONDUCTORS SHALL BE COPPER.
- ALL CIRCUIT BREAKERS, FUSES AND ELECTRICAL EQUIPMENT SHALL HAVE AN INTERRUPTING RATING NOT LESS THE MAXIMUM SHORT CIRCUIT CURRENT TO WHICH THEY MAY BE SUBJECTED, AND A MINIMUM OF 10,000 A.I.C.
- THE ENTIRE ELECTRICAL INSTALLATION SHALL BE GROUNDED AS REQUIRED BY ALL APPLICABLE CODES AND DRAWINGS.
- PATCH, REPAIR AND PAINT ANY AREA THAT HAS BEEN DAMAGED IN THE COURSE OF THE ELECTRICAL WORK.
- IN DRILLING HOLES INTO CONCRETE WHETHER FOR FASTENING OR ANCHORING PURPOSES, OR PENETRATIONS THROUGH THE FLOOR FOR CONDUIT RUNS, PIPE RUNS, ETC., IT MUST BE CLEARLY UNDERSTOOD THAT TENDONS AND/OR REINFORCING STEEL WILL NOT BE DRILLED INTO, CUT OR DAMAGED UNDER ANY CIRCUMSTANCES.
- LOCATION OF TENDONS AND/OR REINFORCING STEEL ARE NOT DEFINITELY KNOWN AND THEREFORE MUST BE SEARCHED FOR BY APPROPRIATE METHODS AND EQUIPMENT VIA X-RAY OR OTHER DEVICES THAT CAN ACCURATELY LOCATE THE REINFORCING AND/OR STEEL TENDONS.
- PENETRATIONS IN FIRE RATED WALLS SHALL BE FIRE STOPPED IN ACCORDANCE WITH THE CURRENT BUILDING CODE
- RECEPTACLES SHALL BE 20 AMPERE, 125 VOLT A.C., WHITE AS REQUIRED BY THE ARCHITECT OR APPROVED EQUAL.
- WALL SWITCHES SHALL BE SINGLE-POLE, HUBBELL #1201 OR EQUIVALENT, WHITE AS REQUIRED BY THE ARCHITECT.
- PLASTIC PLATES FOR ALL SWITCHES, RECEPTACLES, TELEPHONE AND BLANKED OUTLETS, SHALL HAVE ENGRAVED LETTERING WHERE INDICATED ON THE DRAWINGS. WEATHERPROOF RECEPTACLES SHALL HAVE RACO #800, 1/2" RAISED WORK COVERS.
- WIRE AND CABLE CONDUCTORS SHALL BE COPPER #12 AWG MINIMUM, NO BX OR ROMEX CABLE IS PERMITTED UNLESS SPECIFICALLY NOTED OTHERWISE ON DRAWINGS.
- GROUNDING CONDUCTORS SHALL BE SOLID TINNED COPPER AND ANNEALED #2.
- GROUND RODS SHALL BE COPPER CLAD STEEL, 5/8" ROUND AND 10' LONG, COPPERWELD OR APPROVED EQUAL.
- METER SOCKET AMPERES, VOLTAGE, NUMBER OF PHASES SHALL BE AS NOTED ON THE DRAWINGS. MANUFACTURED BY SQUARE D COMPANY OR APPROVED EQUAL.
- ALL MATERIALS SHALL BE U.L. LISTED.
- CONDUIT:
 - RIGID CONDUIT SHALL BE U.L. LABEL GALVANIZED ZINC COATED WITH ZINC INTERIOR AND SHALL BE USED WHEN INSTALLED IN OR UNDER CONCRETE SLABS, IN CONTACT WITH THE EARTH, UNDER PUBLIC ROADWAYS, IN MASONRY WALLS OR EXPOSED ON BUILDING EXTERIOR RIGIDCONDUIT IN CONTACT WITH EARTH SHALL BE 1/2 LAPPED WRAPPED WITH HUNTS WRAP PROCESS NO. 3.
 - ELECTRICAL METALLIC TUBING SHALL HAVE U.L. LABEL, FITTINGS SHALL BE GLAND RING COMPRESSION TYPE. EMT SHALL BE USED ONLY FOR INTERIOR RUNS.
 - FLEXIBLE METALLIC CONDUIT SHALL HAVE U.L. LISTED LABEL AND MAY BE USED WHERE PERMITTED BY CODE. FITTINGS SHALL BE "JAKE" OR "SQUEEZE" TYPE, SEAL TIGHT FLEXIBLE CONDUIT. ALL CONDUIT IN EXCESS OF SIX FEET IN LENGTH SHALL HAVE FULL SIZE GROUND WIRE.
 - ALL UNDERGROUND CONDUIT SHALL BE PVC SCHEDULE 40 (UNLESS NOTED OTHERWISE) AT A MINIMUM DEPTH OF 24" BELOW GRADE.
- ALL ELECTRICAL EQUIPMENT SHALL BE LABELED WITH PERMANENT ENGRAVED PLASTIC LABELS.
- UPON COMPLETION OF WORK, CONDUCT CONTINUITY, SHORT CIRCUIT, AND FALL POTENTIAL GROUNDING TESTS FOR APPROVAL. SUBMIT TEST REPORTS TO PROJECT MANAGER. CLEAN PREMISES OF ALL DEBRIS RESULTING FROM WORK AND LEAVE WORK IN A COMPLETE AND UNDAMAGED CONDITION.
- CONTRACTOR TO COORDINATE WITH UTILITY COMPANY FOR CONNECTION OF TEMPORARY AND PERMANENT POWER TO THE SITE. THE TEMPORARY POWER AND ALL HOOKUP COSTS TO BE PAID BY CONTRACTOR.

GENERAL ELECTRICAL NOTES

- CONDUIT LAYOUTS SHOWN ON THE PLANS ARE DIAGRAMMATIC, NOT INDICATING THE EXACT ROUTING REQUIRED. THE CONTRACTOR SHALL ROUTE CONDUITS AS REQUIRED BY THE CONDITIONS OF INSTALLATION.
- ALL EQUIPMENT PROVIDED BY THE ELECTRICAL CONTRACTOR SHALL BE LISTED AND LABELED BY A NATIONALLY-RECOGNIZED TESTING AGENCY, ACCEPTABLE TO THE AUTHORITY HAVING JURISDICTION, FOR THE CONDITIONS OF INSTALLATION.
- DEVICE LOCATIONS SHOWN ON THE DRAWINGS ARE APPROXIMATE. EXACT DEVICE LOCATIONS SHALL BE AS INDICATED ON THE ARCHITECTURAL PLANS OR AS DIMENSIONED. IF NOT SHOWN ON THE ARCHITECTURAL PLANS OR DIMENSIONED ON THE ELECTRICAL PLANS, VERIFY EXACT LOCATION WITH THE ARCHITECT PRIOR TO ROUGH-IN.
- ALL WIRE COUNTS ARE TYPICALLY NOT SHOWN BETWEEN LIGHT FIXTURES OR RECEPTACLES. PROVIDE ALL REQUIRED EVEN WIRES NOT SHOWN.
- WHERE SIZE IS NOT SHOWN ON THE DRAWINGS, CIRCUITS SHALL CONSIST OF #12 PHASE AND GROUNDED (NEUTRAL CONDUCTORS) AND A #12 CU GROUND IN 3/4" CONDUIT. MC CABLE SHALL BE ACCEPTABLE IN WALLS. ALL BRANCH CIRCUIT HOME-RUNS SHALL BE IN CONDUIT.
- UNLESS SPECIFICALLY NOTED OTHERWISE, THE ELECTRICAL CONTRACTOR SHALL MAKE FINAL CONNECTIONS TO ALL UTILIZATION EQUIPMENT SHOWN ON THE DRAWINGS. VERIFY THE TYPE OF FINAL CONNECTION AND PROVIDE APPROPRIATE WIRING METHOD.
- THE ELECTRICAL CONTRACTOR SHALL COORDINATE WITH THE MECHANICAL, PLUMBING AND GENERAL CONTRACTORS, PRIOR TO ORDERING OR INSTALLATION OF ANY EQUIPMENT, MECHANICAL AND PLUMBING EQUIPMENT REQUIREMENTS ARE PROVIDED IN THE ELECTRICAL DESIGN. THE CONTRACTOR WILL NOT BE COMPENSATED FOR COSTS ASSOCIATED WITH CHANGING THE ELECTRICAL SYSTEMS TO MATCH UTILIZATION EQUIPMENT, EVEN IF THE ELECTRICAL WORK IS INSTALLED PER THE ELECTRICAL DRAWINGS.
- INSULATION & WIRE TYPES SHALL BE AS FOLLOWS: PANEL FEEDERS - XHHW COPPER, WIRING ABOVE GRADE - THIN COPPER, WIRING BELOW GRADE - THIN COPPER, UNLESS NOTED OTHERWISE.
- SOME CONDUCTOR SIZES ARE BASED ON THE USE OF 75 DEGREE C CONDUCTOR RATINGS. THE CONTRACTOR SHALL VERIFY, PRIOR TO INSTALLATION OF CONDUCTORS OR CONDUIT FEEDING ANY EQUIPMENT THAT ALL ELECTRICAL EQUIPMENT IS RATED FOR USE WITH 75 DEGREE C WIRING. IF ANY EQUIPMENT IS RATED FOR USE WITH LESS THAN 75 DEGREE C CONDUCTORS, THE CONTRACTOR SHALL NOTIFY THE ENGINEER IMMEDIATELY FOR EVALUATION/CORRECTION.
- UNLESS SPECIFICALLY NOTED OTHERWISE, SYSTEMS PROVIDED OR INSTALLED BY THE ELECTRICAL CONTRACTOR SHALL BE COMPLETE AND FULLY-FUNCTIONING AFTER INSTALLATION. COMPONENTS NOT SHOWN, BUT REQUIRED FOR THE PROPER OPERATION OF THE EQUIPMENT OR SYSTEM, SHALL BE PROVIDED AT NO ADDITIONAL COST TO THE PROJECT.
- THE CONTRACTOR SHALL PERFORM ALL PERFORMANCE TESTS REQUIRED OR RECOMMENDED BY EQUIPMENT MANUFACTURERS. THE CONTRACTOR SHALL NOTIFY THE ENGINEER SEVEN (7) DAYS PRIOR TO TESTING AND SHALL ALLOW OBSERVATION OF THE TESTING BY THE ENGINEER.
- ALL RECEPTACLES INSTALLED WITHIN 6 FEET OF A SINK SHALL BE GFI PROTECTED.
- UNLESS OTHERWISE NOTED, ALL EQUIPMENT DISCONNECTS SHALL BE NEMA TYPE 3R, FUSIBLE, 30A, 3 POLE, FUSE PER EQUIPMENT MANUFACTURER'S INSTALLATION INSTRUCTIONS.
- ALL PENETRATIONS IN WALLS SHALL BE SEALED WITH FLEXIBLE ACOUSTIC CAULKING. CAULKING SHALL BE APPLIED AROUND OUTLET BOXES TO PROVIDE A COMPLETE SEAL BETWEEN THE BOX AND THE WALL.
- PRIOR TO TRENCHING IN ANY AREA, THE CONTRACTOR SHALL CONTACT ELECTRICAL, COMMUNICATIONS/DATA, CABLE TV, GAS, AND WATER UTILITY PROVIDERS (BLUE STAKE) AND HAVE ALL UTILITIES IN THE AREA IDENTIFIED. IN ADDITION, THE CONTRACTOR SHALL OBTAIN THE SERVICES OF A SUBCONTRACTOR SPECIALIZING IN THE LOCATION OF UNDERGROUND STRUCTURES TO IDENTIFY ANY OBSTACLES IN THE PATH OF TRENCHING (PRIOR TO COMMENCING WORK). DAMAGE TO ANY UNDERGROUND STRUCTURES SHALL BE REPAIRED BY THE CONTRACTOR AT NO ADDITIONAL COST TO THE PROJECT.
- ALL ELECTRICAL WORK SHALL BE IN ACCORDANCE WITH LOCAL AND STATE CODES INCLUDING THE NEC
- OVER CURRENT DEVICES SHALL BE LOCATED WHERE THEY WILL NOT BE EXPOSED TO PHYSICAL DAMAGE.
- HOMERUNS SHALL NOT BE GANGED TOGETHER UNLESS SHOWN GANGED.
- CONTRACTOR SHALL CONTACT ENGINEER IN WRITING (RFI) PRIOR TO PROCEEDING WITH ANY WORK NOT CLEARLY SHOWN ON THESE CONTRACT DOCUMENTS. ENGINEER WILL NOT ACCEPT ANY RESPONSIBILITY FOR WORK HE HAS NOT EXPLICITLY AUTHORIZED.
- PROVIDE IDENTIFICATION AT THE DISTRIBUTION PANEL FOR BRANCH CIRCUITS THAT FEED EMERGENCY LIGHTING UNIT EQUIPMENT.
- ELECTRICAL EQUIPMENT THAT IS LIKELY TO REQUIRE MAINTENANCE WHILE ENERGIZED SHALL BE PROPERLY MARKED TO WARN PERSONNEL OF ARC FLASH HAZARD.
- PROVIDE A #18 OR LARGER COPPER TRACER WIRE SECURELY ATTACHED TO THE NON-METALLIC CABLE, PIPE OR CONDUIT AT 8"-0" ON CENTER. IT SHALL HAVE A 12" OF TRACER WIRE ACCESSIBLE ABOVE GRADE AT ANY ABOVE GRADE TERMINATION PER ARIZONA STATE STATUTE.
- UTILITY COORDINATION
 - THE CONTRACTOR SHALL SUBMIT A COMPLETE SET OF DRAWINGS TO ELECTRICAL AND TELCO UTILITIES AS REQUIRED FOR DESIGN.
 - THE CONTRACTOR SHALL NOT TRENCH OR INSTALL CONDUITS (ON THE UTILITY OR LOAD SIDE) TO THE SES OR TO THE UTILITY TRANSFORMER (PRIMARY OR SECONDARY), OR TO THE UTILITY CONNECTION POINT BEFORE RECEIVING A FINAL DESIGN FROM THE UTILITY.
 - THE CONTRACTOR SHALL NOT INSTALL EQUIPMENT PADS FOR THE SES OR ANY UTILITY EQUIPMENT (TRANSFORMERS, SWITCHING CABINETS, ETC) PRIOR TO RECEIPT OF FINAL PLANS FROM THE UTILITY.
 - THE CONTRACTOR SHALL NOT BE COMPENSATED FOR ADDITIONAL WORK REQUIRED TO MEET THE REQUIREMENTS OF THE UTILITY WHICH IS THE RESULT OF PROCEEDING PRIOR TO RECEIPT OF A FINAL UTILITY DESIGN.
- SERIES RATING NOTES:
 - WHERE A CIRCUIT BREAKER IS USED ON A CIRCUIT HAVING AN AVAILABLE FAULT CURRENT HIGHER THAN THE MARKED INTERRUPTING RATING BY BEING CONNECTED ON THE LOAD SIDE OF AN ACCEPTABLE OVERCURRENT PROTECTIVE DEVICE HAVING A HIGHER RATING, THE CIRCUIT BREAKER SHALL MEET THE REQUIREMENTS SPECIFIED IN (1) AND (2).
 - TESTED COMBINATIONS. THE COMBINATION OF LINE-SIDE OVERCURRENT DEVICE AND LOAD-SIDE CIRCUIT BREAKER(S) IS TESTED AND MARKED ON THE END USE EQUIPMENT, SUCH AS SWITCHBOARDS AND PANELBOARDS.
 - MOTOR CONTRIBUTION. SERIES RATINGS SHALL NOT BE USED WHERE
 - MOTORS ARE CONNECTED ON THE LOAD SIDE OF THE HIGHER-RATED OVERCURRENT DEVICE AND ON THE LINE SIDE OF THE LOWER-RATED OVERCURRENT DEVICE, AND
 - THE SUM OF THE MOTOR FULL-LOAD CURRENTS EXCEEDS 1 PERCENT OF THE INTERRUPTING RATING OF THE LOWER-RATED CIRCUIT BREAKER.
 - WHERE CIRCUIT BREAKERS OR FUSES ARE APPLIED IN COMPLIANCE WITH THE SERIES COMBINATION RATINGS MARKED ON THE EQUIPMENT BY THE MANUFACTURER, THE EQUIPMENT ENCLOSURE(S) SHALL BE LEGIBLY MARKED IN THE FIELD TO INDICATE THE EQUIPMENT HAS BEEN APPLIED WITH A SERIES COMBINATION RATING. THE MARKING SHALL BE READILY VISIBLE AND STATE THE FOLLOWING:

CAUTION - SERIES COMBINATION SYSTEM RATED _____ AMPERES.

IDENTIFIED REPLACEMENT COMPONENTS REQUIRED
 - TESTED COMBINATIONS. THE COMBINATION OF THE LINE-SIDE OVERCURRENT DEVICE AND LOAD SIDE CIRCUIT BREAKER(S) IS TESTED AND MARKED ON THE END USE EQUIPMENT, SUCH AS SWITCHBOARDS AND PANELBOARDS.

SYMBOL LIST

(NOT ALL MAY BE USED)

ELECTRICAL SYMBOLS

- FLUORESCENT STRIP FIXTURE, LENGTH PER PLAN.
- SURFACE WALL-MOUNTED LIGHT FIXTURE.
- POLE-MOUNTED LIGHT FIXTURE.
- SINGLE POLE TOGGLE SWITCH
- PHOTOCELL, MOUNTED ON ROOF UNLESS NOTED OTHERWISE.
- DUPLEX CONVENIENCE RECEPTACLE
- "CROSS SLASH" ON ANY RECEPTACLE INDICATES INTEGRAL GROUND FAULT PROTECTION.
- DOUBLE DUPLEX (FOURPLEX) CONVENIENCE RECEPTACLE
- JUNCTION BOX. "C" INDICATES CEILING MOUNTED, "F" INDICATES FLOOR MOUNTED (SUBSCRIPTS ARE TYPICAL FOR ALL DEVICES)
- VOICE OUTLET
- DATA OUTLET
- COMBINATION TELEPHONE AND DATA OUTLET IN THE SAME BOX
- HORSEPOWER RATED MANUAL MOTOR SWITCH
- FUSIBLE DISCONNECT SWITCH FURNISHED AND INSTALLED BY THE ELECTRICAL CONTRACTOR UNLESS NOTED OTHERWISE. SIZE AND FUSES AS PER RECOMMENDATIONS OF EQUIPMENT'S MANUFACTURER OR AS NOTED. 30A, 3P, 250V, NEMA 3R UNLESS NOTED OTHERWISE. (N. INDICATES NON-FUSED).
- ELECTRICAL MOTOR. SEE DRAWINGS FOR SIZE.
- DISTRIBUTION PANELBOARD, MOTOR CONTROL CENTER OR SERVICE ENTRANCE SECTION. SEE DRAWINGS FOR EXACT TYPE.
- DISTRIBUTION TRANSFORMER
- SURFACE MOUNTED PANEL BOARD.
- FLUSH MOUNTED PANEL BOARD.
- TELEPHONE MOUNTING BOARD.
- TEST WELL/GROUND ROD
- GROUND ROD - 5/8" x 10' COPPER CLAD
- CADWELD CONNECTION
- MECHANICAL CONNECTION
- GROUNDING WIRE
- GROUND BAR
- SURGE SUPPRESSOR GROUND BAR
- METER AND MAIN BREAKER
- MANUAL XFR SWITCH AND GEN. RECEPT.
- GPS ANTENNA
- ELECTRICAL POWER
- T-1 LINE
- FLEXIBLE CONDUIT
- CONDUIT CONCEALED IN WALLS OR ABOVE CEILING W/ 2 #12, #12 GND, 3/4" C., UNLESS NOTED OTHERWISE.
- CONDUIT ROUTED UNDER FLOOR OR BELOW GRADE W/ 2 #12, #12 GND, 3/4" C., UNLESS NOTED OTHERWISE.
- CONDUIT TURNING UP.
- CONDUIT TURNING DOWN.
- 1-LINE DIAGRAM
- CIRCUIT BREAKER, FIXED MOUNTED.
- CIRCUIT BREAKER, DRAWOUT MOUNTING.
- FUSIBLE SWITCH. SIZE AS INDICATED ON DRAWINGS.
- TRANSFORMER. SEE ONE-LINE FOR TYPE AND SPECIFICATION.
- CURRENT TRANSFORMER
- METERING DEVICE
- PANELBOARD, MAIN LUG ONLY
- PANELBOARD, MAIN CIRCUIT BREAKER
- TRANSFER SWITCH - MANUAL OR AUTOMATIC
- INDICATES A FEED-THROUGH LUG CONNECTION
- UNINTERRUPTIBLE POWER SUPPLY
- GENERATOR WITH INTEGRAL PROTECTION
- WEATHERHEAD

SHEET INDEX

| | |
|-----|--|
| E-1 | SPECS/GENERAL NOTES/LEGENDS/SHEET INDEX |
| E-2 | ENLARGED POWER PLAN |
| E-3 | ONE-LINE AND EXISTING/NEW PANEL SCHEDULE |
| E-4 | EQUIPMENT/ANTENNA GROUNDING PLAN AND NOTES |
| | |
| | |
| | |

ABBREVIATIONS

| | |
|--------------|---------------------------------------|
| C.O. | = CONDUIT ONLY |
| PVC. | = SCHEDULE 40 PLASTIC CONDUIT |
| GRC. | = GALVANIZED RIGID CONDUIT |
| MTD. | = MOUNTED |
| W.P. | = WEATHERPROOF |
| U.O.N. | = UNLESS OTHERWISE NOTED |
| G. OR GRD. | = GROUND |
| N. OR NEUT. | = NEUTRAL |
| A. OR AMP. | = AMPERE |
| KW. | = KILOWATTS |
| W. | = WATTS |
| ~ | = PHASE |
| DIA | = DIAMETER |
| H.P. OR HP | = HORSEPOWER |
| XFMR | = TRANSFORMER |
| C.B. | = CIRCUIT BREAKER |
| CKT. | = CIRCUIT |
| SW. | = SWITCH |
| MTS | = MANUAL TRANSFORMER SWITCH |
| F.A. | = FIRE ALARM |
| RECPT. | = RECEPTACLE |
| E.C. | = ELECTRIC CONTRACTOR |
| G.C. | = GENERAL CONTRACTOR |
| 1P, 2P, & 3P | = SINGLE POLE, TWO POLE, & THREE POLE |
| EGB | = EQUIPMENT GROUND BUS |
| MGB | = MAIN GROUND BUS |
| AFC | = AVAILABLE FAULT CURRENT |
| AWG | = AMERICAN WIRE GAUGE |
| BTGW | = BARE TINNED COPPER WIRE |
| GPS | = GLOBAL POSITIONING SYSTEM |
| PPC | = POWER PROTECTION CABINET |
| TYP. | = TYPICAL |
| RGS | = RIGID GALVANIZED STEEL |
| EMT | = ELECTRICAL METALLIC TUBING |
| DWG | = DRAWING |
| BTS | = BASE TRANSMISSION SYSTEM |
| GEN | = GENERATOR |
| BSCW | = BARE STRANDED COPPER WIRE |
| ISCW | = INSULATED STRANDED COPPER WIRE |


WIRE AND CONDUIT

- FLEXIBLE CONDUIT
- CONDUIT CONCEALED IN WALLS OR ABOVE CEILING W/ 2 #12, #12 GND, 3/4" C., UNLESS NOTED OTHERWISE.
- CONDUIT ROUTED UNDER FLOOR OR BELOW GRADE W/ 2 #12, #12 GND, 3/4" C., UNLESS NOTED OTHERWISE.
- CONDUIT TURNING UP.
- CONDUIT TURNING DOWN.

1-LINE DIAGRAM

- CIRCUIT BREAKER, FIXED MOUNTED.
- CIRCUIT BREAKER, DRAWOUT MOUNTING.
- FUSIBLE SWITCH. SIZE AS INDICATED ON DRAWINGS.
- TRANSFORMER. SEE ONE-LINE FOR TYPE AND SPECIFICATION.
- CURRENT TRANSFORMER
- METERING DEVICE
- PANELBOARD, MAIN LUG ONLY
- PANELBOARD, MAIN CIRCUIT BREAKER
- TRANSFER SWITCH - MANUAL OR AUTOMATIC
- INDICATES A FEED-THROUGH LUG CONNECTION
- UNINTERRUPTIBLE POWER SUPPLY
- GENERATOR WITH INTEGRAL PROTECTION
- WEATHERHEAD

CLIENT



264 W 12300 S
DRAPER, UTAH 84020

CONSULTANT



8283 N. HAYDEN RD., STE 258
SCOTTSDALE, ARIZONA 85258
PHONE: (480) 429-0533

ENGINEER OF RECORD



12005 Antelope Trail
Parker, Colorado 80138
303-748-1189
info@eeparker.com

SEAL



| NO. | DATE | DESCRIPTION | BY |
|-----|----------|---------------|-----|
| 3 | 09/23/25 | REVISION 2 | SPE |
| 4 | 09/30/25 | REVISION 3 | SPE |
| 5 | 11/07/25 | REVISION 4 | SPE |
| 6 | 11/12/25 | SUBMITTAL | SPE |
| 7 | 01/05/26 | CITY COMMENTS | SPE |

PROJECT INFORMATION

JOB: 13-421-04

SL01247A
BOUNTIFUL BLVD
LIGHT POLE
3840 SOUTH BOUNTIFUL BLVD.
BOUNTIFUL, UTAH 84010

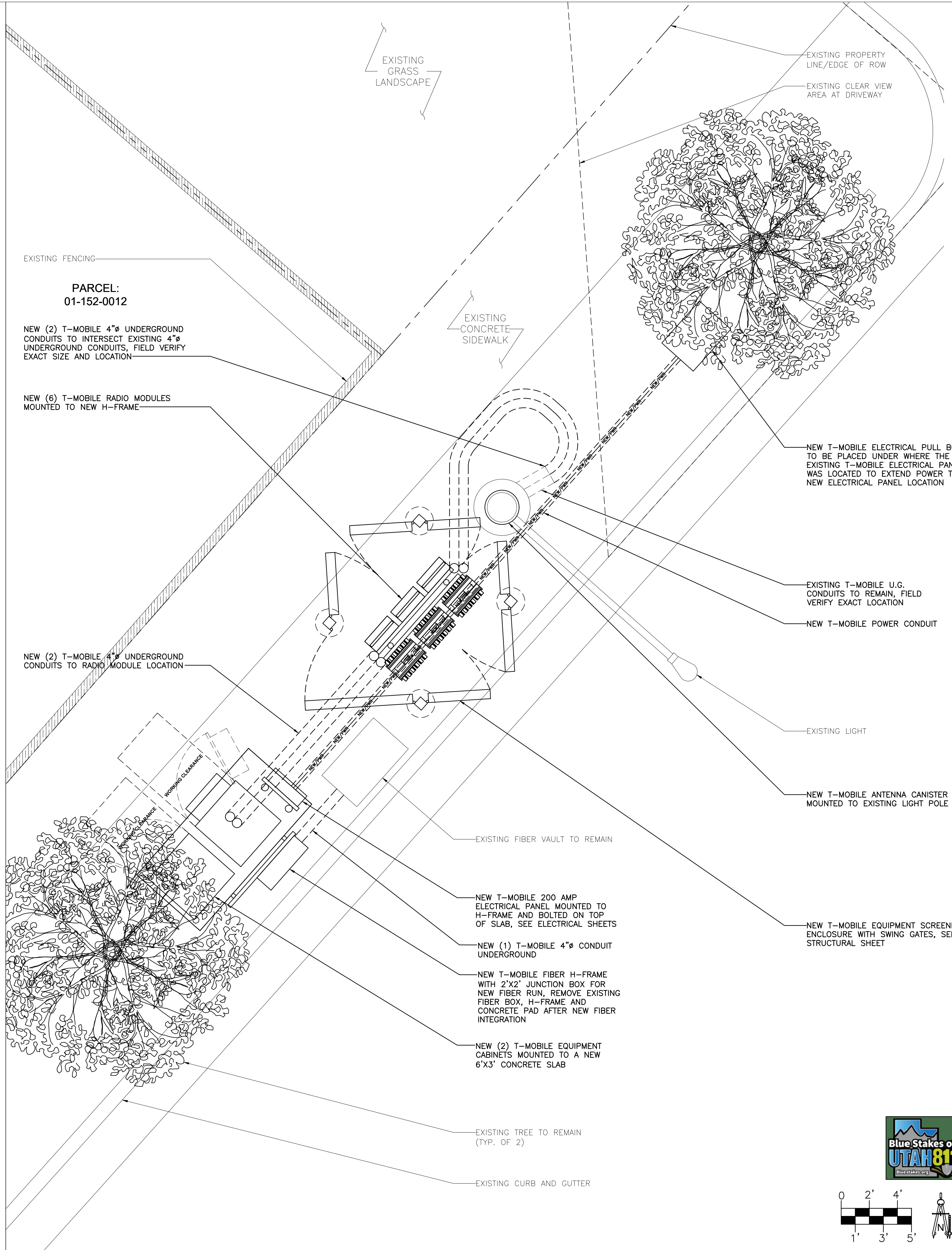
SHEET TITLE

SPECS / GENERAL
NOTES / LEGENDS /
SHEET INDEX

JURISDICTIONAL APPROVAL

SHEET NUMBER


E-1



CLIENT
T-Mobile
 264 W 12300 S
 DRAPER, UTAH 84020

CONSULTANT
COAL CREEK CONSULTING
 8283 N. HAYDEN RD., STE 258
 SCOTTSDALE, ARIZONA 85258
 PHONE: (480) 429-0533

ENGINEER OF RECORD
ea LLC
EXCELLENCE IN ENGINEERING
 12005 Antelope Trail
 Parker, Colorado 80138
 303-748-1189
 info@eeparker.com

SEAL
 01/06/2026


| NO. | DATE | DESCRIPTION | BY |
|-----|----------|---------------|-----|
| 3 | 09/23/25 | REVISION 2 | SPE |
| 4 | 09/30/25 | REVISION 3 | SPE |
| 5 | 11/07/25 | REVISION 4 | SPE |
| 6 | 11/12/25 | SUBMITTAL | SPE |
| 7 | 01/05/26 | CITY COMMENTS | SPE |

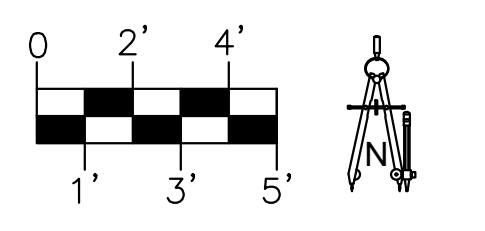
PROJECT INFORMATION
 JOB: 13-421-04
SL01247A
BOUNTIFUL BLVD
LIGHT POLE
 3840 SOUTH BOUNTIFUL BLVD.
 BOUNTIFUL, UTAH 84010

SHEET TITLE
ENLARGED POWER
PLAN

JURISDICTIONAL APPROVAL
 SHEET NUMBER
E-2

NOT USED
 SCALE: N.T.S. 2

ENLARGED POWER PLAN
 SCALE: 1/4" = 1'-0" 1



RFDS VER: 3 DATED 10/06/25 AT 11:16:44 AM

| EXISTING 200 AMP PANEL | | | | | | | | | | | | ELECTRICAL PANEL SCHEDULE | | | | | | | | | | | | VOLTAGE: 240 / 120 V 1Ø,3W | | |
|------------------------|----------|---------|------------|----------|---------|--------------|--------------|---|------------|---------|----------|---------------------------|----------|---------|------------|----------|---------|-----------|---------|----------|------------|---------|----------|----------------------------|--|--|
| | | | | | | | | | | | | 65/10KAIC SERIES RATED | | | | | | | | | | | | MAINS: 200 A MCB | | |
| LOCATION: SURFACE | | | | | | | | | | | | NEMA RATING: 3R | | | | | | | | | | | | BUS: 200 A CU | | |
| LOAD DESCRIPTION | EMT COND | CU GRND | PHASE NEUT | CKT BRKR | CIR NO. | LOAD AMPS | CIR NO. | CKT BRKR | PHASE NEUT | CU GRND | EMT COND | LOAD DESCRIPTION | EMT COND | CU GRND | PHASE NEUT | CKT BRKR | CIR NO. | LOAD AMPS | CIR NO. | CKT BRKR | PHASE NEUT | CU GRND | EMT COND | LOAD DESCRIPTION | | |
| MISC RBS 6201 | 3/4" | 10 | 6 | 60 | 1 | 42.0 | 2 | 1 | 12 | 12 | 3/4" | MISC LIGHTS | | | | | | | | | | | | | | |
| MISC Cont. | | | | | 3 | 1.8 | 2 | | | | | BUSSED SPACE | | | | | | | | | | | | | | |
| BUSSED SPACE | | | | | 5 | 0.0 | 6 | | | | | BUSSED SPACE | | | | | | | | | | | | | | |
| BUSSED SPACE | | | | | 7 | 0.0 | 8 | | | | | BUSSED SPACE | | | | | | | | | | | | | | |
| BUSSED SPACE | | | | | 9 | 0.0 | 10 | | | | | BUSSED SPACE | | | | | | | | | | | | | | |
| BUSSED SPACE | | | | | 11 | 0.0 | 12 | | | | | BUSSED SPACE | | | | | | | | | | | | | | |
| BUSSED SPACE | | | | | 13 | 0.0 | 14 | | | | | BUSSED SPACE | | | | | | | | | | | | | | |
| BUSSED SPACE | | | | | 15 | 0.0 | 16 | | | | | BUSSED SPACE | | | | | | | | | | | | | | |
| BUSSED SPACE | | | | | 17 | 0.0 | 18 | | | | | BUSSED SPACE | | | | | | | | | | | | | | |
| BUSSED SPACE | | | | | 19 | 0.0 | 20 | | | | | BUSSED SPACE | | | | | | | | | | | | | | |
| MECH NOT LABELED | 1-1/4" | 8 | 3 | 100 | 21 | 70.0 | 22 | 50 | 6 | 10 | 3/4" | MECH NOT LABELED | | | | | | | | | | | | | | |
| MECH Cont. | | | | | 23 | 35.0 | 24 | 2 | | | | MECH NOT LABELED | | | | | | | | | | | | | | |
| | | | | | | 148.8 | 148.5 | CONTRACTOR TO INSTALL APPROVED HANDLE TIE ON ALL SHARED NEUTRAL CIRCUITS. | | | | | | | | | | | | | | | | | | |
| 1 PHASE DEMAND (VA) | | | | | | SYMBOL LIST | | | | | | | | | | | | | | | | | | | | |
| LIGHTING | | | | | | 216.0 | | | | | | | | | | | | | | | | | | | | |
| 25% OF LIGHTING | | | | | | 54.0 | | | | | | | | | | | | | | | | | | | | |
| RECEPTACLES | | | | | | 180.0 | | | | | | | | | | | | | | | | | | | | |
| MECHANICAL | | | | | | 25,200.0 | | | | | | | | | | | | | | | | | | | | |
| 25% LARGEST MOTOR | | | | | | 4200.0 | | | | | | | | | | | | | | | | | | | | |
| MISCELLANEOUS | | | | | | 10,080.0 | | | | | | | | | | | | | | | | | | | | |
| | | | | | | 0.0 | | | | | | | | | | | | | | | | | | | | |
| | | | | | | 0.0 | | | | | | | | | | | | | | | | | | | | |
| | | | | | | 0.0 | | | | | | | | | | | | | | | | | | | | |
| | | | | | | 0.0 | | | | | | | | | | | | | | | | | | | | |
| | | | | | | 0.0 | | | | | | | | | | | | | | | | | | | | |
| | | | | | | 0.0 | | | | | | | | | | | | | | | | | | | | |
| | | | | | | 0.0 | | | | | | | | | | | | | | | | | | | | |
| | | | | | | 39,930.0 | | | | | | | | | | | | | | | | | | | | |
| 39.9 KVA @ 240 V 1Ø | | | | | | | | | | | | | | | | | | | | | | | | | | |
| 166.4 A @ 240 V 1Ø | | | | | | | | | | | | | | | | | | | | | | | | | | |

CODE LOAD SUMMARY
PANEL 'PPC' @ 240V = 166.4 A

| NEW 200 AMP PANEL | | | | | | | | | | | | ELECTRICAL PANEL SCHEDULE | | | | | | | | | | | | VOLTAGE: 240 / 120 V 1Ø,3W | | |
|-----------------------------|----------|---------|------------|----------|---------|--------------|--------------|---|------------|---------|----------|---------------------------|----------|---------|------------|----------|---------|-----------|---------|----------|------------|---------|----------|----------------------------|--|--|
| | | | | | | | | | | | | 65/10KAIC SERIES RATED | | | | | | | | | | | | MAINS: 200 A MCB | | |
| LOCATION: SURFACE | | | | | | | | | | | | NEMA RATING: 3R | | | | | | | | | | | | BUS: 200 A CU | | |
| LOAD DESCRIPTION | EMT COND | CU GRND | PHASE NEUT | CKT BRKR | CIR NO. | LOAD AMPS | CIR NO. | CKT BRKR | PHASE NEUT | CU GRND | EMT COND | LOAD DESCRIPTION | EMT COND | CU GRND | PHASE NEUT | CKT BRKR | CIR NO. | LOAD AMPS | CIR NO. | CKT BRKR | PHASE NEUT | CU GRND | EMT COND | LOAD DESCRIPTION | | |
| MISC 6160 WITH 6 RECTIFIERS | 1-1/4" | 6 | 1/0 | 150 | 1 | 120.0 | 2 | 30 | 10 | 10 | 3/4" | MISC SPD (EXTERNAL) | | | | | | | | | | | | | | |
| MISC Cont. | | | | | 3 | 0.0 | 4 | 2 | | | | BUSSED SPACE | | | | | | | | | | | | | | |
| MISC Cont. | | | | | 5 | 0.0 | 6 | 20 | 12 | 12 | 3/4" | RECEPTACLES GFCI | | | | | | | | | | | | | | |
| MISC Cont. | | | | | 7 | 1.5 | 8 | 1 | | | | BUSSED SPACE | | | | | | | | | | | | | | |
| BUSSED SPACE | | | | | 9 | 0.0 | 10 | | | | | BUSSED SPACE | | | | | | | | | | | | | | |
| BUSSED SPACE | | | | | 11 | 0.0 | 12 | | | | | BUSSED SPACE | | | | | | | | | | | | | | |
| BUSSED SPACE | | | | | 13 | 0.0 | 14 | | | | | BUSSED SPACE | | | | | | | | | | | | | | |
| BUSSED SPACE | | | | | 15 | 0.0 | 16 | | | | | BUSSED SPACE | | | | | | | | | | | | | | |
| BUSSED SPACE | | | | | 17 | 0.0 | 18 | | | | | BUSSED SPACE | | | | | | | | | | | | | | |
| BUSSED SPACE | | | | | 19 | 0.0 | 20 | | | | | BUSSED SPACE | | | | | | | | | | | | | | |
| BUSSED SPACE | | | | | 21 | 0.0 | 22 | | | | | BUSSED SPACE | | | | | | | | | | | | | | |
| BUSSED SPACE | | | | | 23 | 0.0 | 24 | | | | | BUSSED SPACE | | | | | | | | | | | | | | |
| | | | | | | 121.5 | 120.0 | CONTRACTOR TO INSTALL APPROVED HANDLE TIE ON ALL SHARED NEUTRAL CIRCUITS. | | | | | | | | | | | | | | | | | | |
| 1 PHASE DEMAND (VA) | | | | | | SYMBOL LIST | | | | | | | | | | | | | | | | | | | | |
| LIGHTING | | | | | | 0.0 | | | | | | | | | | | | | | | | | | | | |
| 25% OF LIGHTING | | | | | | 0.0 | | | | | | | | | | | | | | | | | | | | |
| RECEPTACLES | | | | | | 180.0 | | | | | | | | | | | | | | | | | | | | |
| MECHANICAL | | | | | | 0.0 | | | | | | | | | | | | | | | | | | | | |
| 25% LARGEST MOTOR | | | | | | 0.0 | | | | | | | | | | | | | | | | | | | | |
| MISCELLANEOUS | | | | | | 28,800.0 | | | | | | | | | | | | | | | | | | | | |
| | | | | | | 0.0 | | | | | | | | | | | | | | | | | | | | |
| | | | | | | 0.0 | | | | | | | | | | | | | | | | | | | | |
| | | | | | | 0.0 | | | | | | | | | | | | | | | | | | | | |
| | | | | | | 0.0 | | | | | | | | | | | | | | | | | | | | |
| | | | | | | 0.0 | | | | | | | | | | | | | | | | | | | | |
| | | | | | | 0.0 | | | | | | | | | | | | | | | | | | | | |
| | | | | | | 28,980.0 | | | | | | | | | | | | | | | | | | | | |
| 28.9 KVA @ 240 V 1Ø | | | | | | | | | | | | | | | | | | | | | | | | | | |
| 120.8 A @ 240 V 1Ø | | | | | | | | | | | | | | | | | | | | | | | | | | |

CODE LOAD SUMMARY
PANEL 'PPC' @ 240V = 120.8 A

FAULT CALCULATIONS

FAULT AVAILABLE AT THE SERVICE: 14,880 AMPS RMS SYMM

SERVICE VOLTAGE: 120/240V, 1PH

EXISTING 200A Panel:
DISTANCE: 5 Feet
CONDUIT TYPE: Conductive
CONDUCTOR: #4/0
Fault Available L-L: 14,292A

NOTE:
#6 COPPER WIRE AND GREATER SHALL BE (COPPER) THWN WIRE OR (COPPER) XHHW.

NOTE:
PRIOR TO RUNNING CONDUIT ROUTE -- CONTRACTOR SHALL CONTACT THE T-MOBILE PROJECT MANAGER AND VERIFY THE EQUIPMENT CABINET LAYOUT CONFIGURATION AND ROUTE CONDUITS ACCORDINGLY.

NOTE:
PRE-CONSTRUCTION MEETING AND ELECTRICAL EASEMENT REQUIRED.

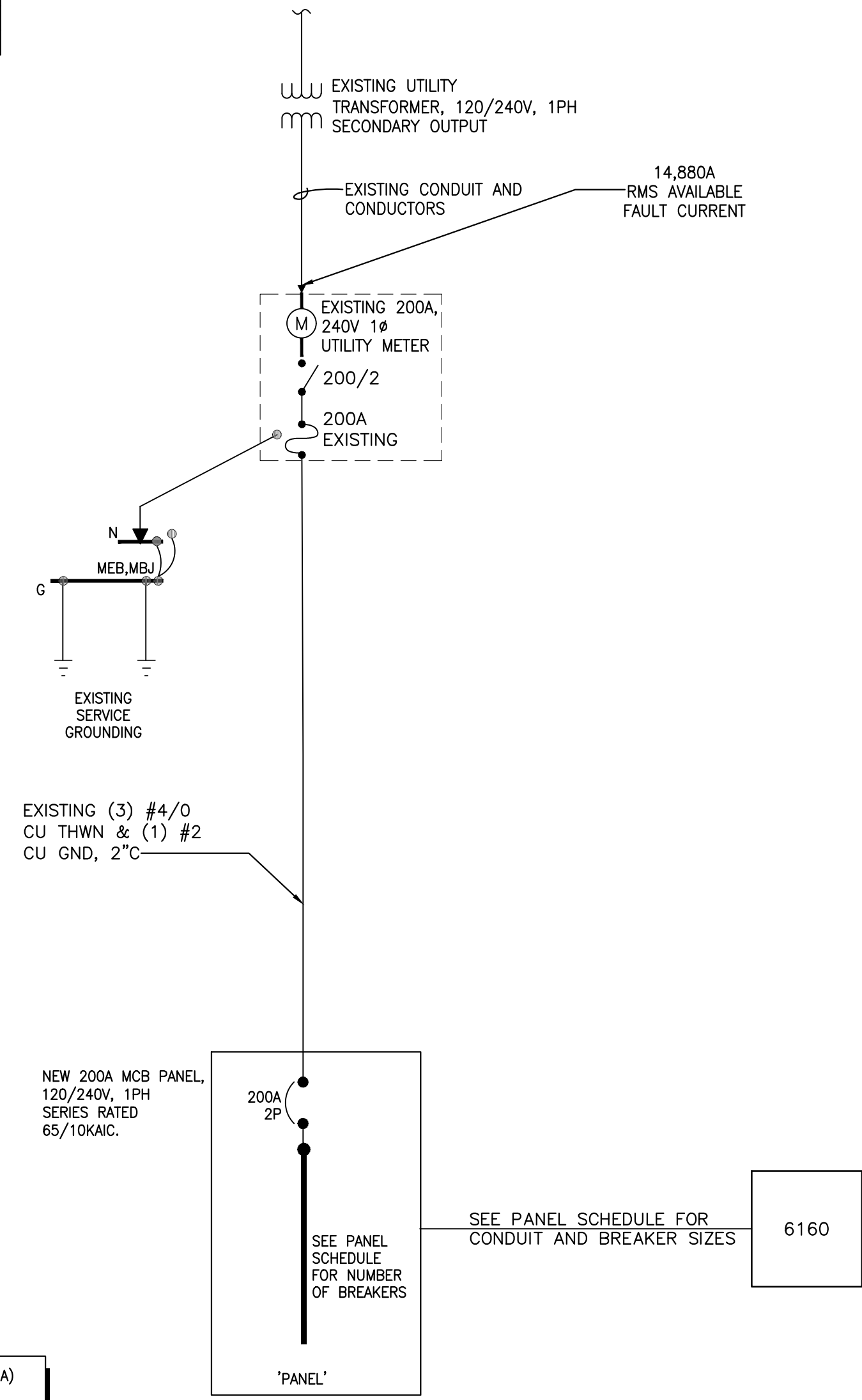


CONTRACTOR SHALL TAG EACH CIRCUIT CONDUCTOR AT EACH J-BOX, OUTLET, SWITCH, ETC. WITH THE CIRCUITS IDENTIFICATION.

Power Company: PACIFICORP
Representative: _____
Telephone #: _____

Telephone Company: _____
Representative: _____
Telephone #: _____

Submit drawings to Utility Company representative as required in the General Notes included in the Electrical Drawings.



EXISTING PANEL SHALL BE SERIES RATED. A (65KA/10KA) SYSTEM IS SPECIFIED.
SEE THE SERIES RATING NOTES, SHEET E-1.

ONE-LINE DIAGRAM
N.T.S.

CLIENT

T-Mobile

264 W 12300 S
DRAPER, UTAH 84020

CONSULTANT

COAL CREEK CONSULTING

8283 N. HAYDEN RD., STE 258
SCOTTSDALE, ARIZONA 85258
PHONE: (480) 429-0533

ENGINEER OF RECORD

ea LLC

EXCELLENCE IN ENGINEERING
12005 Antelope Trail
Parker, Colorado 80138
303-748-1189
info@eeparker.com

SEAL

| NO. | DATE | DESCRIPTION | BY |
|-----|----------|---------------|-----|
| 3 | 09/23/25 | REVISION 2 | SPE |
| 4 | 09/30/25 | REVISION 3 | SPE |
| 5 | 11/07/25 | REVISION 4 | SPE |
| 6 | 11/12/25 | SUBMITTAL | SPE |
| 7 | 01/05/26 | CITY COMMENTS | SPE |

PROJECT INFORMATION
JOB: 13-421-04

SL01247A

BOUNTIFUL BLVD LIGHT POLE

3840 SOUTH BOUNTIFUL BLVD.
BOUNTIFUL, UTAH 84010

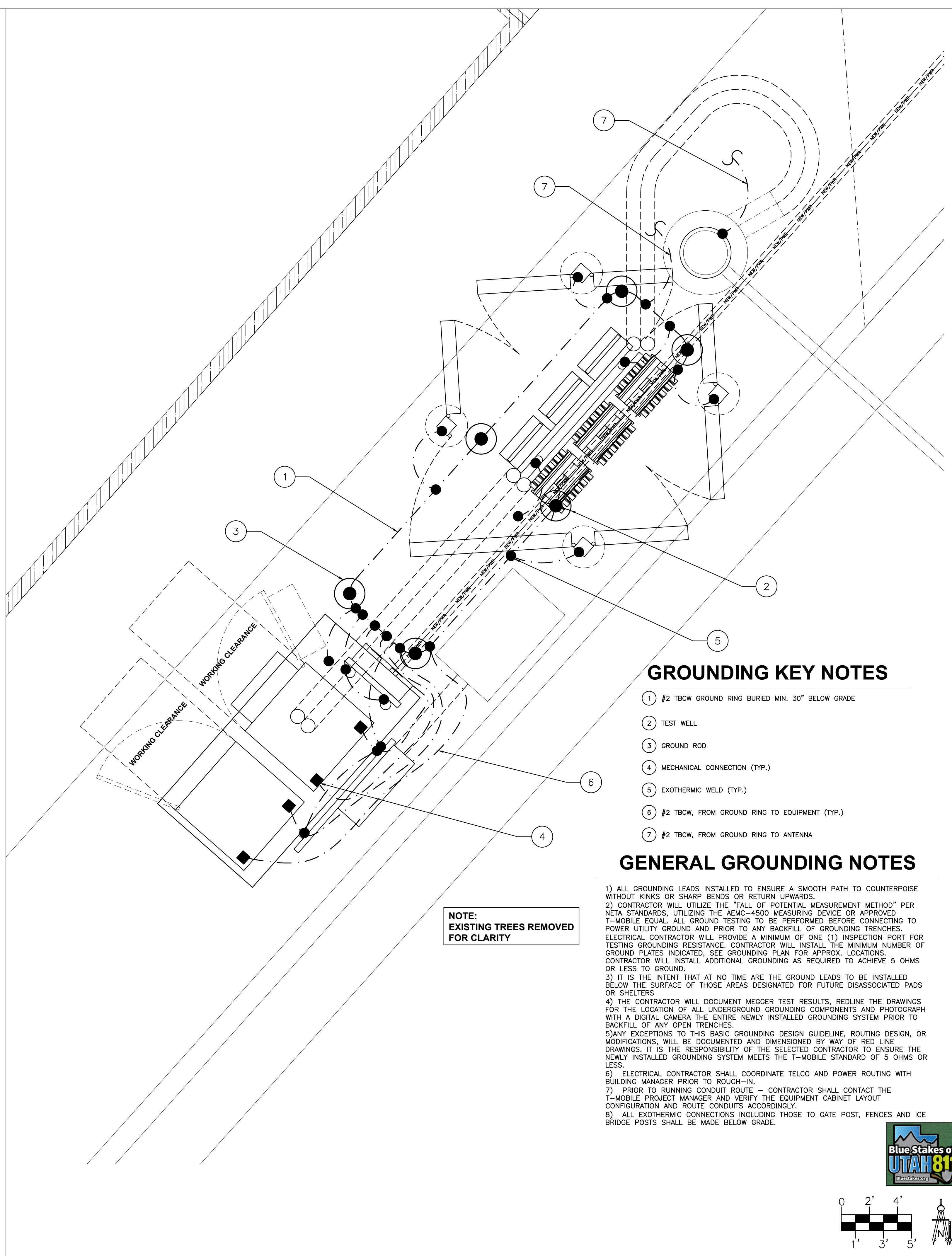
SHEET TITLE

ONE-LINE AND EXISTING/NEW PANEL SCHEDULE

JURISDICTIONAL APPROVAL

SHEET NUMBER

E-3



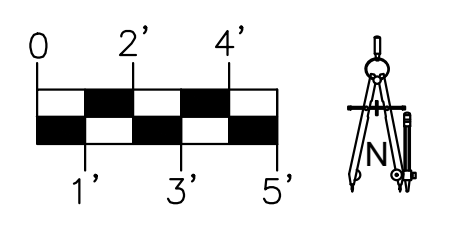
GROUNDING KEY NOTES

- ① #2 TBCW GROUND RING BURIED MIN. 30" BELOW GRADE
- ② TEST WELL
- ③ GROUND ROD
- ④ MECHANICAL CONNECTION (TYP.)
- ⑤ EXOTHERMIC WELD (TYP.)
- ⑥ #2 TBCW, FROM GROUND RING TO EQUIPMENT (TYP.)
- ⑦ #2 TBCW, FROM GROUND RING TO ANTENNA

GENERAL GROUNDING NOTES

- 1) ALL GROUNDING LEADS INSTALLED TO ENSURE A SMOOTH PATH TO COUNTERPOISE WITHOUT KINKS OR SHARP BENDS OR RETURN UPWARDS.
- 2) CONTRACTOR WILL UTILIZE THE "FALL OF POTENTIAL MEASUREMENT METHOD" PER NETA STANDARDS, UTILIZING THE AEMC-4500 MEASURING DEVICE OR APPROVED T-MOBILE EQUIVALENT. ALL GROUND TESTING TO BE PERFORMED BEFORE CONNECTING TO POWER UTILITY GROUND AND PRIOR TO ANY BACKFILL OF GROUNDING TRENCHES. ELECTRICAL CONTRACTOR WILL PROVIDE A MINIMUM OF ONE (1) INSPECTION PORT FOR TESTING GROUNDING RESISTANCE. CONTRACTOR WILL INSTALL THE MINIMUM NUMBER OF GROUND PLATES INDICATED, SEE GROUNDING PLAN FOR APPROX. LOCATIONS. CONTRACTOR WILL INSTALL ADDITIONAL GROUNDING AS REQUIRED TO ACHIEVE 5 OHMS OR LESS TO GROUND.
- 3) IT IS THE INTENT THAT AT NO TIME ARE THE GROUND LEADS TO BE INSTALLED BELOW THE SURFACE OF THOSE AREAS DESIGNATED FOR FUTURE DISASSOCIATED PADS OR SHELTERS.
- 4) THE CONTRACTOR WILL DOCUMENT MEGGER TEST RESULTS, REDLINE THE DRAWINGS FOR THE LOCATION OF ALL UNDERGROUND GROUNDING COMPONENTS AND PHOTOGRAPH WITH A DIGITAL CAMERA THE ENTIRE NEWLY INSTALLED GROUNDING SYSTEM PRIOR TO BACKFILL OF ANY OPEN TRENCHES.
- 5) ANY EXCEPTIONS TO THIS BASIC GROUNDING DESIGN GUIDELINE, ROUTING DESIGN, OR MODIFICATIONS, WILL BE DOCUMENTED AND DIMENSIONED BY WAY OF RED LINE DRAWINGS. IT IS THE RESPONSIBILITY OF THE SELECTED CONTRACTOR TO ENSURE THE NEWLY INSTALLED GROUNDING SYSTEM MEETS THE T-MOBILE STANDARD OF 5 OHMS OR LESS.
- 6) ELECTRICAL CONTRACTOR SHALL COORDINATE TELCO AND POWER ROUTING WITH BUILDING MANAGER PRIOR TO ROUGH-IN.
- 7) PRIOR TO RUNNING CONDUIT ROUTE - CONTRACTOR SHALL CONTACT THE T-MOBILE PROJECT MANAGER AND VERIFY THE EQUIPMENT CABINET LAYOUT CONFIGURATION AND ROUTE CONDUITS ACCORDINGLY.
- 8) ALL EXOTHERMIC CONNECTIONS INCLUDING THOSE TO GATE POST, FENCES AND ICE BRIDGE POSTS SHALL BE MADE BELOW GRADE.

NOTE:
EXISTING TREES REMOVED FOR CLARITY



CLIENT
T-Mobile
 264 W 12300 S
 DRAPER, UTAH 84020

CONSULTANT
COAL CREEK CONSULTING
 8283 N. HAYDEN RD., STE 258
 SCOTTSDALE, ARIZONA 85258
 PHONE: (480) 429-0533

ENGINEER OF RECORD
ea LLC
EXCELLENCE IN ENGINEERING
 12005 Antelope Trail
 Parker, Colorado 80138
 303-748-1189
 info@eeparker.com

SEAL

| NO. | DATE | DESCRIPTION | BY |
|-----|----------|---------------|-----|
| 3 | 09/23/25 | REVISION 2 | SPE |
| 4 | 09/30/25 | REVISION 3 | SPE |
| 5 | 11/07/25 | REVISION 4 | SPE |
| 6 | 11/12/25 | SUBMITTAL | SPE |
| 7 | 01/05/26 | CITY COMMENTS | SPE |

PROJECT INFORMATION
 JOB: 13-421-04

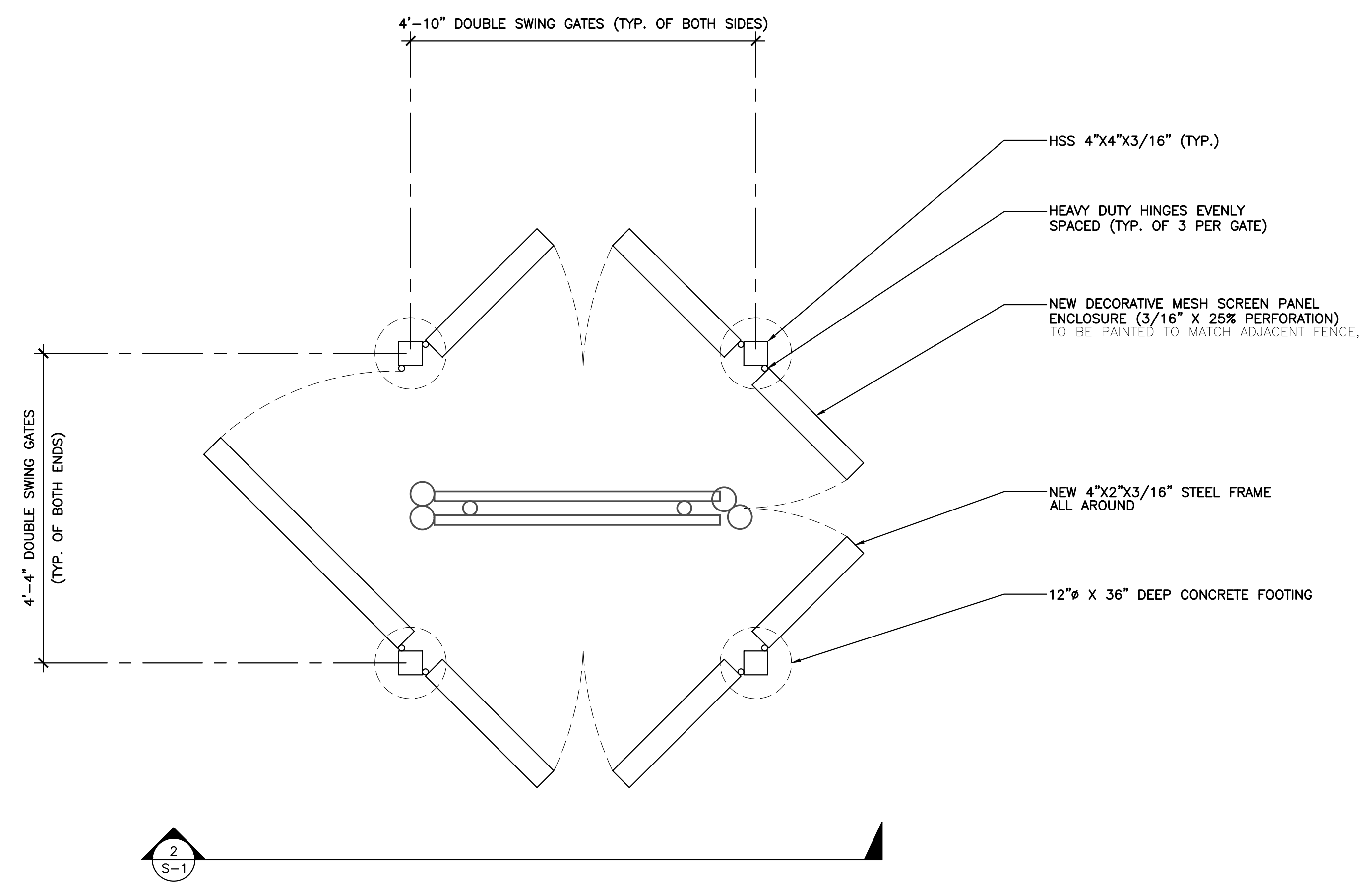
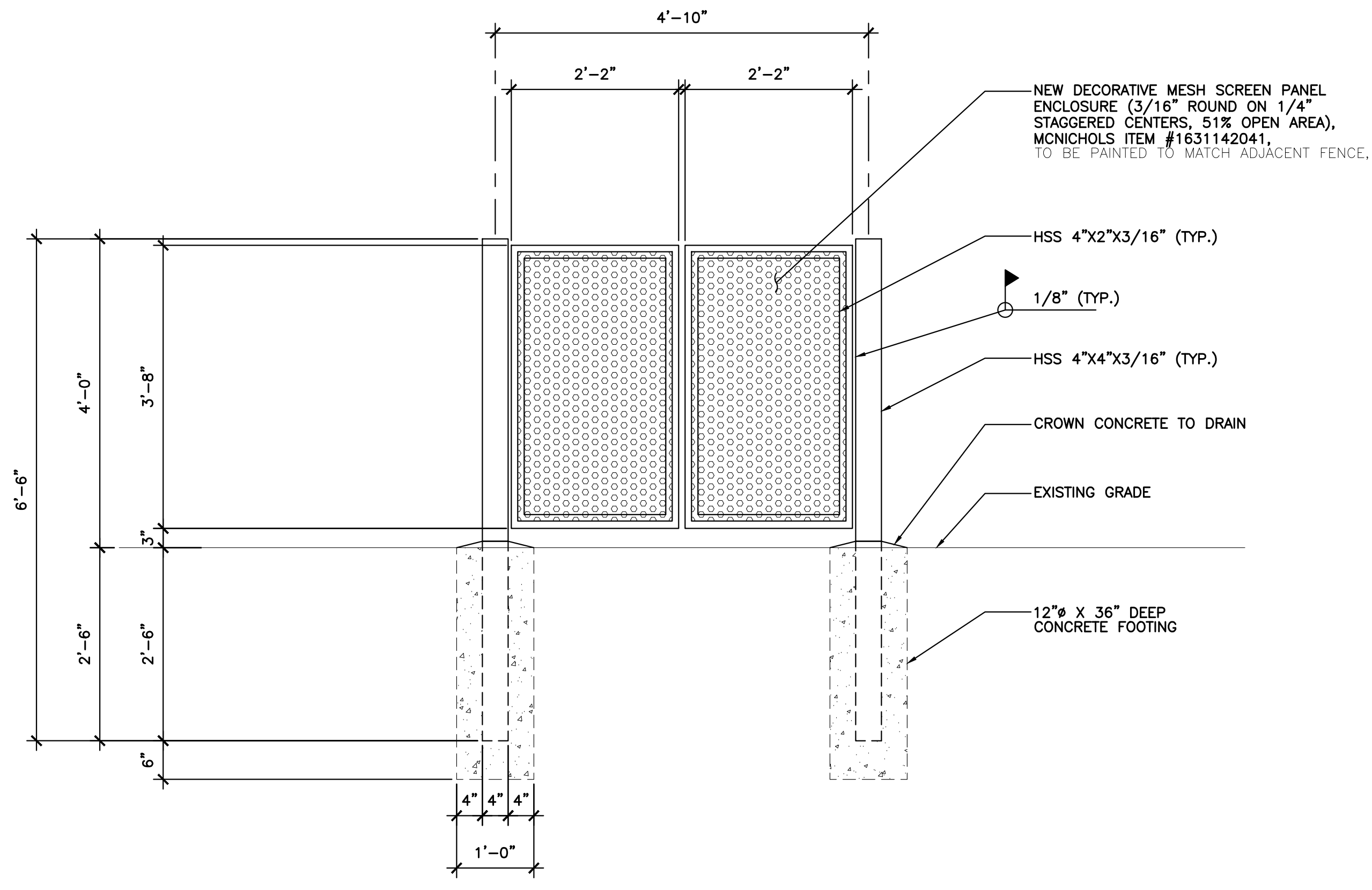
SL01247A
BOUNTIFUL BLVD
LIGHT POLE

3840 SOUTH BOUNTIFUL BLVD.
 BOUNTIFUL, UTAH 84010

SHEET TITLE
EQUIPMENT/ANTENNA
GROUNDING PLAN AND
NOTES

JURISDICTIONAL APPROVAL

SHEET NUMBER
E-4



SCREENING ELEVATION

SCALE: N.T.S. 2

SCREENING PLAN

SCALE: N.T.S. 1

DESIGN CRITERIA

- 1) THE DESIGN AND CONSTRUCTION SHALL CONFORM TO THE PROVISIONS OF THE INTERNATIONAL BUILDING CODE (IBC), 2021 EDITION, AND STANDARDS REFERENCED THEREIN.
- 2) DESIGN LOADS:
 - A. WIND (PER IBC) P=10 PSF SCREEN

GENERAL NOTES

- 1) THE CONTRACTOR SHALL VERIFY ALL DIMENSIONS BEFORE STARTING WORK. THE STRUCTURAL ENGINEER SHALL BE NOTIFIED IF ANY DISCREPANCIES FOUND.
- 2) ALL OMISSIONS OR CONFLICTS BETWEEN THE VARIOUS ELEMENTS OF THE WORKING DRAWINGS AND SPECIFICATIONS SHALL BE BROUGHT TO THE ATTENTION OF THE STRUCTURAL ENGINEER BEFORE PROCEED WITH ANY WORKS INVOLVED.
- 3) IN CASE OF CONFLICT, NOTES AND DETAILS ON THE DRAWINGS SHALL TAKE PRECEDENCE OVER THE "GENERAL NOTES" AND "TYPICAL DETAILS" ON THESE DRAWINGS.
- 4) WHERE NO CONSTRUCTION DETAIL IS SHOWN OR NOTED FOR ANY PART OF THE WORK, THE DETAIL SHALL BE THE SAME AS FOR OTHER SIMILAR WORK.
- 5) IN NO CASE SHALL WORKING DIMENSIONS BE SCALED FROM PLANS, SECTIONS, OR DETAILS ON THESE STRUCTURAL DRAWINGS.
- 6) THESE DRAWINGS SHOW THE STRUCTURE, AS IT IS TO BE UPON THE COMPLETION OF CONSTRUCTION, THE DESIGN, ERECTION, AND REMOVAL OF TEMPORARY BRACING, SHORING, FALSE WORK, ETC. REQUIRED FOR THE CONSTRUCTION OF THE STRUCTURE IS THE RESPONSIBILITY OF THE CONTRACTOR AND IS NOT SHOWN ON THESE DRAWINGS.
- 7) CONSTRUCTION METHODS, SEQUENCING, AND SCHEDULING ARE THE RESPONSIBILITY OF THE CONTRACTOR.
- 8) THE CONTRACTOR IS RESPONSIBLE FOR PROTECTING EXISTING EQUIPMENT AND UTILITIES IN THE WORK AREA AND SHALL REPAIR ANY DAMAGE CAUSED BY HIS OPERATIONS AT HIS OWN COST.
- 9) ALL ASTM STANDARDS LISTED HERIN, SHALL BE OF THE ISSUE LISTED IN THE 2001 ANNUAL BOOK OF STANDARDS SECTIONING 00, VOLUME 00.01 OF THE AMERICAN SOCIETY FOR TESTING AND MATERIALS
- 10) FLASHING AND/OR WATERPROOFING IS THE RESPONSIBILITY OF THE CONTRACTOR.
- 11) THE STRUCTURAL CONSTRUCTION DOCUMENTS REPRESENT THE FINISHED STRUCTURE. THEY DO NOT INDICATE THE METHOD OF CONSTRUCTION. THE CONTRACTOR SHALL PROVIDE ALL MEASURES NECESSARY TO PROTECT THE STRUCTURE DURING CONSTRUCTION. SUCH MEASURES SHALL INCLUDE, BUT NOT BE LIMITED TO, BRACING, SHORING FOR LOADS DUE TO CONSTRUCTION EQUIPMENT, ETC. THE STRUCTURAL ENGINEER OF RECORD SHALL NOT BE RESPONSIBLE FOR THE CONTRACTOR'S MEANS, METHODS, TECHNIQUES, SEQUENCES FOR PROCEDURE OF CONSTRUCTION, OR THE SAFETY PRECAUTIONS AND THE PROGRAMS INCIDENT THERETO (NOR SHALL OBSERVATION VISITS TO THE SITE INCLUDE INSPECTION OF THESE ITEMS).
- 12) WHERE REFERENCE IS MADE TO VARIOUS TEST STANDARDS FOR MATERIALS, SUCH STANDARDS SHALL BE THE LATEST EDITION AND/OR ADDENDA. ANY ENGINEERING DESIGN, PROVIDED BY OTHERS AND SUBMITTED FOR REVIEW, SHALL BEAR THE SEAL OF A REGISTERED ENGINEER RECOGNIZED BY THE BUILDING CODE JURISDICTION OF THIS PROJECT.
- 13) NOTES AND DETAILS ON DRAWINGS SHALL TAKE PRECEDENCE OVER GENERAL STRUCTURAL NOTES. WHERE NO DETAILS ARE SHOWN, CONSTRUCTION SHALL CONFORM TO SIMILAR WORK ON THE PROJECT, AND/OR AS PROVIDED FOR IN THE CONTRACT DOCUMENTS. WHERE DISCREPANCIES OCCUR BETWEEN PLANS, DETAILS, GENERAL STRUCTURAL NOTES AND SPECIFICATIONS, THE GREATER REQUIREMENTS SHALL GOVERN.
- 14) CONTRACTOR SHALL BE RESPONSIBLE FOR VERIFICATION OF ALL DIMENSIONS PRIOR TO START OF CONSTRUCTION. RESOLVE ANY DISCREPANCY WITH THE DESIGNER. ESTABLISH AND VERIFY ALL OPENINGS AND INSERTS FOR ARCHITECTURAL, CIVIL, MECHANICAL, PLUMBING AND ELECTRICAL ITEMS WITH THE APPROPRIATE TRADE DRAWINGS AND SUBCONTRACTORS PRIOR TO CONSTRUCTION.
- 15) CONSTRUCTION MATERIALS SHALL BE SPREAD OUT IF PLACED ON FRAMED CONSTRUCTION. LOAD SHALL NOT EXCEED THE DESIGN LIVE LOAD PER SQUARE FOOT.

MATERIAL NOTES

- 1) ALL PARTS CONTAIN SUPPORTS AS REQUIRED TO KEEP WITHIN ALLOWABLE TOLERANCES
- 6) STRUCTURAL STEEL SHAPES AND PLATES SHALL BE ASTM A36
- 7) ALL EXPOSED STRUCTURAL STEEL SHAPES AND CONNECTORS SHALL BE HOT-DIPPED GALVANIZED IN ACCORDANCE WITH ASTM A123.

CLIENT

T-Mobile

19807 NORTH CREEK PKWY
BOTHELL, WA 98011

CONSULTANT

COAL CREEK CONSULTING

8283 N. HAYDEN RD., STE 258
SCOTTSDALE, ARIZONA 85258
PHONE: (480) 429-0533

ENGINEER OF RECORD

ADN ENGINEERING

1337 E. DESERT FLOWER LANE
PHOENIX, AZ 85048
PHONE: (480) 213-8524

SEAL

| NO. | DATE | DESCRIPTION | BY |
|-----|----------|-----------------|-----|
| 4 | 09/30/25 | REVISION 3 | SPE |
| 5 | 11/07/25 | REVISION 4 | SPE |
| 6 | 11/12/25 | SUBMITTAL | SPE |
| 7 | 01/05/26 | CITY COMMENTS | SPE |
| 8 | 03/12/26 | CITY COMMENTS 2 | DRK |

PROJECT INFORMATION

JOB: 13-421-04

SL01247A

BOUNTIFUL BLVD LIGHT POLE

3840 SOUTH BOUNTIFUL BLVD.
BOUNTIFUL, UTAH 84010

SCREENING PLAN AND ELEVATION

JURISDICTIONAL APPROVAL

SHEET NUMBER

S-1



RFDS VER: 3 DATED 10/06/25 AT 11:16:44 AM



CITY OF BOUNTIFUL

MAYOR
Kate Bradshaw

CITY COUNCIL
Millie Segura Bahr
Dan Bell
Beth Child
Richard Higginson
Matt Murri

CITY MANAGER
Gary R. Hill

BOUNTIFUL CITY, UTAH RESOLUTION NO. 2026-09

A RESOLUTION OF THE CITY COUNCIL OF THE CITY OF BOUNTIFUL, UTAH, APPROVING A FIRST AMENDMENT TO AN AGREEMENT WITH T-MOBILE WEST.

WHEREAS, the City of Bountiful previously entered into an Option and Site Lease Agreement with T-Mobile West LLC for a telecommunications facility located near 3830 South Bountiful Boulevard ; and

WHEREAS, the Lease was originally executed in 2006 and has provided for the placement and operation of telecommunications equipment on City property; and

WHEREAS, T-Mobile West LLC has requested approval of a First Amendment to the Lease to allow for modifications to its antenna facilities and to update certain lease terms ; and

WHEREAS, the proposed First Amendment increases the monthly rent to \$2,000 and provides for future rent escalations, resulting in increased revenue to the City ; and

WHEREAS, the proposed First Amendment extends the current lease term through December 3, 2031, with additional renewal options; and

WHEREAS, the City Council finds that the proposed First Amendment is in the best interest of the City and provides for continued beneficial use of City property;

NOW, THEREFORE, BE IT RESOLVED by the City Council of the City of Bountiful, Utah; the First Amendment to the Option and Site Lease Agreement between the City of Bountiful and T-Mobile West LLC, attached hereto as Exhibit "A," is hereby approved, and the Mayor is hereby authorized to execute the First Amendment on behalf of the City, and the City Recorder is authorized to attest the same.

PASSED and ADOPTED this 12th day of May 2026.

Kate Bradshaw, Mayor

ATTEST:

Sophia Ward, City Recorder